



# UT MARTIN SKYHAWKS

## 2020-21 FOOTBALL GAME NOTES



ALEX BOGGIS • ASSISTANT SPORTS INFORMATION DIRECTOR • DBOGGIS@UTM.EDU • 731-881-7694

### THE MATCHUP

## GAME 5

**Sunday, March 28**  
**2 p.m.**  
**ESPN+**

Hale Stadium  
(15,000)  
Nashville, Tenn.

Video: ESPN+



### UT MARTIN SKYHAWKS (2-2, 2-2 OVC)

**Head Coach:** Jason Simpson  
**Alma Mater:** Southern Miss, 1994  
**Career Record:** 89-75 (15th season)  
**Record at UTM:** Same

VS



### TENNESSEE STATE TIGERS (1-3, 1-3 OVC)

**Head Coach:** Rod Reed  
**Alma Mater:** Tennessee State, 1989  
**Career Record:** 57-59 (11th season)  
**Record at TSU:** Same

#### Passing Leader

John Bachus III 80-141, 851 Yards, 7 TDs

#### Rushing Leader

Peyton Logan 53/248 yards, 1 TDs

#### Receiving Leader

Colton Dowell 24/242 yards, 1 TDs

#### Defensive Leader

Deven Sims 36 Tkl, 4.0 TFL, 4 PBU

#### Passing Leader

Isaiah Green 61-111, 777 Yards, 2 TDs

#### Rushing Leader

Devon Starling 68/380 yards, 1 TDs

#### Receiving Leader

Cam Wyche 15/308 yards, 2 TDs

#### Defensive Leader

Nyle Love 26 Tkl, 0.5 TFL, 0.5 Sacks

### STAT COMPARISON

23.8	68.2	226.5	294.8		25.0	145.0	237.8	382.8
Scoring Offense	Rushing Yards/Gm	Passing Yards/Gm	Total Offense		Scoring Defense	Rushing Defense/Gm	Passing Defense/Gm	Total Defense
17.5	112.2	209.5	321.8		30.0	193.8	174.5	368.2

### SETTING THE SCENE

» The University of Tennessee at Martin football team will close out the road portion of the 2020-21 schedule with a trip to Music City to take on Ohio Valley Conference foe Tennessee State in the second leg of the Sgt. York Trophy Series on Sunday, March 28. Kickoff from Hale Stadium is scheduled for 2 p.m. and will be broadcast on ESPN+.

» Sunday's matchup marks the second of three games in the coveted Sgt. York Trophy series which goes to the winner of the quadrangular season football series between the four OVC football-playing schools located in the state of Tennessee – Austin Peay, Tennessee State, Tennessee Tech and UT Martin. UT Martin has won or shared the Sgt. York Trophy seven times in 2010, 2012, 2014, 2015, 2016, 2018 and 2019. The Skyhawks hold a 28-12 all-time record in the series – the best mark of the four Tennessee OVC schools – that includes a 19-5 mark since 2012.

» The Skyhawks (2-2, 2-2 OVC) enter the matchup trying to build upon last week's thrilling road victory at Austin Peay. In a contest which saw the score become tied or change hands 11 times, UT Martin picked up its first win in Clarksville since 2015 on the steady leg of redshirt-freshman Tyler Larco who booted a game-winning 46-yard field goal as time expired to scratch out a 37-34 victory.

» Larco was rewarded for his big day by being named the Stats Perform FCS National Special Teams Player of the Week and OVC Specialist of the Week. The Miami native was 3-for-3 on field goal attempts in the last week's contest, hitting from 30, 41 and 46 yards while also converting four PAT attempts to finish with 13 points.

» Offensively, quarterback John Bachus III has completed 80-of-141 pass attempts for 851 yards and seven touchdowns. Running back Peyton Logan paces the ground attack with 53 carries for 248 yards and one touchdown. The receiving core features three standouts in Colton Dowell (24 rec., 242 yards, 1 TD), Rodney Williams (18 rec., 213 yards, 3 TDs) and Donnell Williams (14 rec., 259 yards, 2 TDs) who have eclipsed 200 yards and recorded touchdowns.

» Defensively, safety Deven Sims paces the team with 36 tackles on the season with 4.0 tackles for loss. Linebacker John Ford ranks second with 28 stops and the team's lone interception. Kameron Bowdry leads the squad with 2.0 sacks while the team ranks second nationally with three blocked kicks.

» Tennessee State (1-3, 1-3 OVC) dropped its most recent contest 35-13 at No. 25 Murray State. The Tigers are led by quarterback Isaiah Green who has completed 55 percent of his passes for 777 yards and two touchdowns. Running back Devon Starling has tallied 68 carries for 380 yards and one touchdown while Cam Wyche leads the team with 15 receptions for 308 yards and two touchdowns. Davoan Hawkins is a player to watch on defense with 24 tackles, 7.0 TFL and 3.0 sacks.

» This marks the 30th meeting between the two programs with Tennessee State holding a 17-12 advantage. The Skyhawks are 3-12 all-time in Nashville with the team's last win coming in 2014.

### SERIES HISTORY

#### TSU leads series 17-12

Last Meeting	Nov. 16, 2019
Game Result	W, 28-17
Streak	UTM W1
First Meeting	Nov. 6, 1976
UTM vs. TSU in Martin	9-5
UTM vs. TSU in Nashville	3-12
Simpson vs. Tennessee State	8-5

### 2020-21 SCHEDULE/RESULTS

BREAKDOWN	OVERALL RECORD:	2-2
	OVC	2-2
	NON-CONFERENCE	0-0
	HOME	1-1
	AWAY	1-1

### FEBRUARY

Date	Day	Opponent	TV	Time (CT)
28	SUN	at Murray State*	ESPN+	L, 14-10

### MARCH

Date	Day	Opponent	TV	Time (CT)
7	SUN	EASTERN ILLINOIS*	ESPN+	W, 28-15
14	SUN	JACKSONVILLE STATE*	ESPN+	L, 37-20
21	SUN	at Austin Peay*	ESPN+	W, 37-34
28	SUN	at Tennessee State*	ESPN+	2 p.m.

### APRIL

Date	Day	Opponent	TV	Time (CT)
3	SAT	SOUTHEAST MISSOURI*	ESPN+	1 p.m.
11	SUN	TENNESSEE TECH*	ESPN+	3 p.m.

### TABLE OF CONTENTS

Quick Facts/Media Info	2
This Week's Opponent/Quick Hits	3-4
Depth Chart	5
Head Coach Jason Simpson	6-7
Roster	8-9
Ohio Valley Conference	10
Sgt. York Trophy	11
Honors/Money Plays	12
Starters/Participation	13
Last Time It Happened	14
Game Highs	15
Season Statistics	16-25
Longest Plays	26
Game-by-Game Recaps	27-28

### UNIVERSITY INFORMATION

Location	Martin, Tenn.
Founded	1900; Senior College, 1951
Enrollment	7,117
Nickname	Skyhawks
Colors	Navy Blue & Orange
Stadium	Hardy M. Graham Stadium
Capacity	7,500
Surface	Field Turf
Affiliation	NCAA Division I (FCS)
Conference	Ohio Valley
Chancellor	Dr. Keith Carver
Athletics Director	Kurt McGuffin
Athletics Office	731-881-7660
Assistant AD/SWA	Danelle Fabianich
Ticket Office Phone	731-881-7207

### COACHING STAFF

Head Coach	Jason Simpson
Alma Mater	Southern Miss, 1995
Career Record	89-75 (15th)
Record at UT Martin	Same
OVC Record	70-43 (15th)
E-mail	jsimpson@utm.edu

### TEAM INFORMATION

2019 Overall Record	7-5
2019 OVC Record/Finish	H: 5-0 A: 2-5 6-2 (3rd)
	H: 4-0 A: 2-2
Basic Offense	Multiple
Basic Defense	3-3-5
Starters Returning/Lost	
Off: 9/5 Def: 5/7 S/T: 0 Total: 14/12	
Players Returning/Lost	
Off: 32 Def: 33 S/T: 4 Total: 69	
Newcomers	
Off: 22 Def: 22 S/T: 0 Total: 44	

### PROGRAM HISTORY

First Year of Football	1925
All-Time Record	375-514-20
Division I Record	124-195
OVC Record	85-126
OVC Championships	1 (2006)
FCS Playoff Appearances	1 (2006)

### SPORTS INFORMATION

Football Contact	Alex Boggis
Email	dboggis@utm.edu
Office Phone	731-881-7964
Cell Phone	618-357-1536
Press Row Phone	731-881-7694
Mailing Address	1022 Elam Center Martin, Tenn. 38238
Website	www.UTMSports.com



### SKYHAWKS IN PRINT






The name of our institution is the **University of Tennessee at Martin** and if abbreviated, should be referred to as **UT Martin**. The University of Tennessee at Martin should be used as the first reference in a news story. UT Martin should be used in subsequent references and UTM is acceptable in headlines.

**Tennessee-Martin, UT-Martin, UT or Martin** should **NEVER** be used. The description Skyhawks should be used to represent all UT Martin athletic teams. Hawks should never be used.

## WEEKLY TEAM/MEDIA SCHEDULE

Monday March 15	Tuesday March 16	Wednesday March 17	Thursday March 18	Friday March 19	Saturday March 20	Sunday March 21
4 p.m. Practice	10:40-10:50 a.m. Coach Jason Simpson Weekly Media Availability 4 p.m. Practice	4 p.m. Practice	4 p.m. Practice	4 p.m. Practice	10:30 a.m. Walk Through	2 p.m. UT Martin at Austin Peay ESPN+

## SCHEDULE AND RESULTS

DATE	OPPONENT	SITE	TV	RESULT	SERIES	NOTES
FEB. 28	at Murray State RACERS	 Murray, Ky.	ESPN+	L, 14-10	21-38-1	Skyhawks struggled offensively before punching in the team's first touchdown in the final minute on a rainy night which featured a two hour and 17 minute weather delay
MARCH 7	EASTERN ILLINOIS PANTHERS	 Martin, Tenn.	ESPN+	W, 28-15	11-15	UT Martin scored the first 21 points and later won the program's first win in the month of March behind three passing touchdowns and a 50-yard interception return for a touchdown
MARCH 14	JACKSONVILLE STATE GAMECOCKS	 Martin, Tenn.	ESPN+	L, 37-20	8-34	UT Martin jumped out to an early 10-0 lead before allowing Jacksonville State to score 27-0 unanswered points and control the momentum - eliminating the Skyhawk ground attack
MARCH 21	at Austin Peay GOVERNORS	 Clarksville, Tenn.	ESPN+	W, 37-34	40-27-2	UT Martin kicked a 46-yard field goal as time expired by Tyler Larco to post its first win in Clarksville since 2015
MARCH 28	at Tennessee State TIGERS	 Nashville, Tenn.	ESPN+	2 p.m.	12-17	
APR. 3	SOUTHEAST MISSOURI REDHAWKS	 Martin, Tenn.	ESPN+	1 p.m.	18-17	
APR. 11	TENNESSEE TECH GOLDEN EAGLES	 Martin, Tenn.	ESPN+	3 p.m.	17-22-2	

## MEDIA INFO

### SKYHAWK WEEKLY PRESS CONFERENCE

» UT Martin football coach Jason Simpson is available for media every Tuesday during the regular season for a weekly press conference held virtually on Zoom from 10:40-10:50 a.m. For those wishing to interview coach Simpson or members of the Skyhawk football program outside of the press conference, please contact a member of the UT Martin sports information staff in order to set up further accommodations.

### POSTGAME AVAILABILITIES

» Skyhawk head coach Jason Simpson and select players will be made available upon request for a postgame virtual interview via zoom at the conclusion of each home game. Reach out to Alex Boggis (dboggis@utm.edu) for login information to the postgame press conference or to request a player. After the contest, a full stat package will be available on UTMSports.com. Space will not be made available following postgame interviews for filing stories.

### INTERVIEW POLICIES

» Interviews with players and coaches are encouraged, and every effort will be made to accommodate media requests. In light of the COVID-19 pandemic, interviews will be limited to over the phone or virtually. No In-person interviews will be allowed. Reach out to the sports information office in order to arrange an interview.

### GAMEDAY DOCUMENTS/STATS/NOTES/ROSTERS

» Media will not be provided hard copies of roster flipcards, game notes or final statistics. Live stats, courtesy of StatBroadcast can be found at UTMStats.com while previously mentioned documents along with postgame stat books will be available online at www.UTMSports.com/FootballMediaCenter.

### PRESS BOX

» Due to of the COVID-19 pandemic, no member of the media will be allowed access to the press box or inside the fence that surrounds the playing field of Hardy M. Graham Stadium at any time during the 2020-21 season. For photography purposes, members of the media may shoot from the stands or outside the black fence/restricted areas that surrounds the playing field. UT Martin Athletics will have a pool photographer present and will provide photos upon request. There is no designated media work area.

### CREDENTIALS

» Media credentials are required for all Skyhawk home games and can be obtained through the sports information office. Please notify assistant sports information director Alex Boggis at least 24 hours in advance of home games and at least 72 hours in advance of road games. Passes may be picked up in advance at the Sports Information Office or on game day at the will call window at Hardy M. Graham Stadium. There is no designated media parking lot this season nor a charge for public parking.

### SKYHAWK RADIO NETWORK

» The flagship station for Skyhawk football is Thunderbolt Broadcasting with its games broadcast on WCMT 1410 AM, 100.5 FM, 92.7 FM, 96.1 FM, 99.7 FM and 103.3 FM.

### SKYHAWK NEWS ONLINE

» A wealth of resources for the UT Martin sports information department can be found at www.UTMSports.com, powered by SIDEARM Sports. The site features updated schedules, rosters, player information, game notes and statistics.

# THIS WEEK'S OPPONENT



**TENNESSEE STATE TIGERS**  
(1-3, 1-3 OVC)

RUSHING						
	G	Att.	Yds.	Avg.	TD	Yds/G
Devon Starling	4	68	380	5.6	1	95.0
Isaiah Green	4	28	26	0.9	0	6.5
Shawn McColey	4	21	19	0.9	2	4.8
PASSING						
	G	Cmp-Att.	Pct.	Yds	TD	INT
Isaiah Green	4	61-111	55.0	777	2	2
Deveon Bryant	2	4-13	30.8	61	1	0
RECEIVING						
	G	Rec.	Yds.	Avg.	TD	Yds/G
Cam Wyche	4	15	308	20.5	2	77.0
Dayron Johnson	4	11	189	17.2	0	47.2
Zaire Thornton	4	10	127	12.7	0	31.8
DEFENSE						
	G	Solo	Asst	Total	TFL	Other
Nyle Love	3	15	11	26	0.5	0.5 Sks
Davon Hawkins	4	12	12	24	7.0	2 FF
James Green	4	13	7	20	4.5	3 QBH

2020-21 SCHEDULE		
Date	Opponent	Time/Result
2/28	at Austin Peay*	L, 27-20
3/7	#10 JACKSONVILLE STATE*	L, 38-16
3/14	EASTERN ILLINOIS*	W, 21-20
3/21	at Murray State*	L, 35-13
3/28	UT MARTIN*	2 p.m.
4/3	at Tennessee Tech*	1 p.m.
4/11	SOUTHEAST MISSOURI*	2:30 p.m.

## QUICK HITS

**PLAYER TO WATCH**

**DONNELL WILLIAMS**

**14** REC.      **259** YARDS      **4** TDS

Senior wide receiver **Donnell Williams** has been impressive this season, leading the team with 259 receiving yards while ranking second with a pair of touchdowns. In the last contest against Austin Peay, Williams tallied three receptions for 85 yards and a touchdown.

### LARCO NAMED STATS PERFORM FCS NATIONAL SPECIAL TEAMS PLAYER OF THE WEEK

» UT Martin redshirt-freshman **Tyler Larco** was been named Stats Perform FCS National Special Teams Player of the Week after his game-winning performance against Austin Peay on Sunday.

» Larco, a native of Miami, Fla., kicked a 46-yard field goal as time expired to lift UT Martin to a 37-34 road win at Austin Peay. His career-long field goal capped a perfect game in which he also kicked 30- and 41-yarders and converted four PAT attempts. Larco finished with 13 points and is the first Skyhawk to make three field goals in a game since 2017.

### BIG MEN ON SPECIAL TEAMS

» UT Martin's special teams squad group has been impressive this season. So far the Skyhawks have wreaked havoc on opponent kicking games - especially on point after attempts. The Skyhawks blocked PATs in back-to-back games against #10 Jacksonville State (**Korbin Harmon**) and Austin Peay (**Daylan Dotson**). **Kameron Bowdry** also blocked a field goal attempt against Murray State. UT Martin ranks second nationally and first in the OVC with three blocked kicks.

### FORD TAKES IT TO THE HOUSE

» Junior **John Ford** tallied the first interception of his career against Eastern Illinois and returned it 50 yards for a touchdown. It marked the first pick-six for the Skyhawks since teammate **D'Carrious Stephens** also returned one against Eastern Illinois last season.

### SGT. YORK TROPHY SERIES

» Sunday's matchup marks the first of three games in the annual Sgt. York Trophy series which pits Tennessee members of the Ohio Valley Conference for state supremacy.

» UT Martin has won or shared the Sgt. York Trophy in seven times in 2010, 2012, 2014, 2015, 2016, 2018 and 2019. The Skyhawks hold a 28-12 all-time record in the series - the best mark of the four Tennessee OVC schools (Austin Peay, Tennessee State and Tennessee Tech).

### BACHUS CLIMBS PROGRAM'S CAREER PASSING TOUCHDOWN LEADERBOARD

» Sophomore quarterback **John Bachus III** ranks eighth in program history with 29 career touchdown passes. Bachus currently sits one touchdowns behind Leon Reed for seventh place with 30.

Player	Years	TDS
1. Derek Carr	2008-12	69
2. Jarod Neal	2012-15	53
3. Cade Thompson	2007-09	48
4. Leonard Williams	1990-91	40
5. Brady Wahlberg	2002-05	35
6. Troy Cook	2015-17	32
7. Leon Reed	1987-88	30
<b>8. John Bachus III</b>	<b>2018-21</b>	<b>29</b>
9. Trey Sikes	1984-87	24
10. Jeff McCrone	1995-96	21
Allan Cox	1965-68	21

### OVC SUPREMACY

» Since the 2006 season, UT Martin has ranked as one of the best programs in the Ohio Valley Conference after winning just 20 games in the team's first 14 years in the league. The Skyhawks have clinched four winning season in the past seven years while finishing .500 or above in conference play in 13 of the last 14 seasons - including four top-two finishes during the span.

Team	UTM	JSU	EKU	EIU
Total	71-44	89-24	71-38	66-48

## ON THIS DAY...

MARCH  
**28**

THE RECORD: 0-0  
THE STREAK: 0-0  
LAST TIME: N/A

**DID YOU KNOW:** This is the first season in UT Martin's season that they have played a varsity season in the spring

### JASON SIMPSON CHRONICLES

» UT Martin football coach **Jason Simpson** has been a pillar of consistency in the Ohio Valley Conference since taking over the Skyhawk program prior to the 2006 season. Now in his 15th season at the helm of the program, Simpson ranks as the longest tenured coach in the league while ranking first among active OVC coaches with 89 wins - sitting sixth in OVC history.

• In OVC play alone, Simpson has a career mark of 71-43 through 15 seasons, more than doubling the program's 20-win total which stretched through 14 seasons before his tenure. His 71 conference wins rank fourth in OVC history.

#### Most Wins In OVC History

Coch (Program)	W	L	%
1. Roy Kidd (Eastern Kentucky)	315	123	.715
2. Boots Donnelly (AP/MTSU)	154	94	.620
3. Charles Murphy (MTSU)	117	53	.683
4. Jimmy Feix (WKU)	99	43	.690
5. Bob Spoo (Eastern Illinois)	92	82	.529
<b>6. Jason Simpson (UT Martin)</b>	<b>88</b>	<b>75</b>	<b>.541</b>
7. Don Wade (Tennessee Tech)	81	78	.509
8. Jack Crowe (Jacksonville State)	73	39	.652
9. Wilburn Tucker (Tennessee Tech)	70	66	.514
<b>10. John Grass (Jacksonville State)</b>	<b>64</b>	<b>19</b>	<b>.770</b>

#### Most Conference Wins In OVC History

Coch (Program)	W	L	%
1. Roy Kidd (Eastern Kentucky)	207	61	.768
2. Boots Donnelly (AP/MTSU)	102	52	.662
3. Charles Murphy (MTSU)	73	26	.733
<b>4. Jason Simpson (UTM)</b>	<b>71</b>	<b>44</b>	<b>.617</b>
5. Bob Spoo (EIU)	68	44	.607
6. Jimmy Feix (WKU)	67	28	.701
7. Don Wade (TTU)	60	52	.534
8. Jack Crowe (JSU)	59	20	.747
9. Wilburn Tucker (TTU)	49	34	.588
<b>10. Dean Hood (EKU/MUR)</b>	<b>48</b>	<b>19</b>	<b>.716</b>



# QUICK HITS

## RECORD WHEN...

<b>Overall</b> .....	2-2
vs. Ohio Valley Conference .....	2-2
Non-conference record .....	0-0
Home .....	1-1
Away .....	1-1
Day Games .....	2-2
Night Games .....	0-0

### Offense

When scoring first .....	2-1
When the opponent scores first .....	0-1
When leading at halftime .....	1-0
When trailing at halftime .....	0-2
When tied at halftime .....	1-0
When leading after third quarter .....	1-0
When trailing after third quarter .....	1-2
When tied after third quarter .....	0-0
In overtime games .....	0-0
When scoring less than 20 points .....	0-1
When scoring 20+ points .....	2-1
When scoring 30+ points .....	1-0
When scoring 40+ points .....	0-0
When allowing less than 20 points .....	1-1
When allowing 20+ points .....	1-1
When allowing 30+ points .....	1-1
When rushing for < 100 yards .....	2-1
When rushing for 100+ yards .....	0-1
When rushing for 200+ yards .....	0-0
When passing for 200+ yards .....	2-1
When passing for 300+ yards .....	0-0
When totaling < 300 yds total offense .....	0-2
When gaining 300+ yds total offense .....	2-0

### Defense

When allowing < 100 yds rushing .....	1-0
When allowing 100+ yds rushing .....	1-2
When allowing 200+ yds rushing .....	0-1
When allowing < 200 yards passing .....	0-1
When allowing 200+ yards passing .....	2-1
When allowing 300+ yards passing .....	1-0
When allowing < 300 yds total offense .....	0-0
When allowing 300+ yds total offense .....	2-2

## GAME CAPTAINS

UT Martin does not have season captains, but instead has captains for each game, which are listed below.

### Murray State

Rodney Williams II

### Eastern Illinois

Donnell Williams, D'Carrious Stephens, Marqwell Odom

### Jacksonville State

Lamarcus Young, JaQuez Akins, Jay Woods

### Austin Peay

Dresser Winn, Korbin Harmon, Cru Birdyshaw

### Tennessee State

-

### Southeast Missouri

-

### Tennessee Tech

-

### NEW SKYHAWKS MAKE THEIR DEBUT

» 13 different players made their UT Martin debut in the season opener against Murray State while Matthan Hatchie (center), Alex Kirton (right guard), Giovanni Davis (jack), Chrishun Jackson (defensive back) and Jay Woods (defensive back) each earned their first career starts. Meanwhile, AJ Moss, Carson Evans, Isaiah Abdullah, Chris Hunter, Tyler Larco, Tanner Snyder, Mitchell Appleton and Richie Grigione III each played their first games in a Skyhawk uniform.

### WINN NAMED OVC SPECIALIST OF THE WEEK

» UT Martin punter Dresser Winn was named OVC Specialist of the Week after tallying seven punts for 299 yards, averaging 42.7 yards/punt with a game-long of 58 yards (the longest punt by a Skyhawk since 2017). Three of his punts went for 50 yards or more and three were downed inside the 20-yard line (with zero touchbacks).

### SEASON 92

» The 2020-21 campaign is UT Martin's 92nd season of football despite suspending play during Great Depression (1933) and World War II (1942-45). The Skyhawks are in their 29th season at the NCAA Division I Football Championship Subdivision level. UT Martin joined the NCAA Division I ranks in 1992 and compiled an overall record of 124-195 with one Ohio Valley Conference title (2006) and one NCAA Playoff appearance (2006) as a D-I program.

### UT MARTIN PICKED TO FINISH THIRD

» The Ohio Valley Conference announced its preseason polls and all-conference performers in conjunction with the league's Football Media Day. UT Martin was picked to finish third in the preseason poll as voted on by the league's head coaches and sports information directors as well as the Preseason Media Poll. The Skyhawks tallied 97 overall points.

1. Austin Peay
2. Jacksonville State
3. **UT Martin**
4. Southeast Missouri
5. Tennessee Tech
6. Murray State
7. Tennessee State
8. Eastern Illinois

\*Eastern Kentucky opted out of OVC play

### SUNDAYS IN THE SPRING

» The Conference portion of the 73rd season of Ohio Valley Conference football was postponed to the spring due to the COVID-19 pandemic. This year's spring OVC schedule will include a round-robin format, featuring the eight teams that elected to play competing in seven conference games over an eight-week period (with an open date at the end of the schedule for potential make-up games). Games will be contested on Sundays (with the exception of Easter weekend when the games will be played on Saturday) and start during a 1-3 p.m. window local time.

### NCAA DIVISION I PLAYOFF INFORMATION

» The 2020 FCS Playoffs were pushed to the spring. This year's field will be 16 teams (down from 24) and include 10 automatic qualifiers and six at-large selections. The NCAA will announce the selections for a revised 16-team playoff field on Sunday, April 18. The first round is scheduled for the weekend April 24 with the FCS National Championship game to be played on May 16 in Frisco, Texas.

### DOWELL PICKS UP NUMEROUS PRESEASON ALL-AMERICAN HONORS

» UT Martin junior wide receiver **Colton Dowell** made the rounds with several preseason All-American honors from various publications. He garnered All-American honors from Stats Perform (first team), HERO Sports (second team) and Phil Steele (second team).

» Dowell used his 2019 campaign to breakout as a spotlight contributor for the Skyhawk offense leading the team with 765 receiving yards while ranking second in receptions (38) and touchdowns (four).

### THREE SKYHAWKS NAMED TO HERO SPORTS PRESEASON OVC ALL-CONFERENCE TEAM

» Three Skyhawk football standouts have been named to the Preseason Ohio Valley Conference All-Conference team by HERO Sports. The pair of **Peyton Logan** (running back) and **Colton Dowell** (wide receiver/tight end) garnered offensive honors while **JaQuez Akins** (safety) earned a spot on the defensive squad.

### NINE SKYHAWKS EARN SPOT ON PHIL STEELE PRESEASON ALL-OVC LIST

» A total of nine UT Martin football players garnered 10 spots on the annual Phil Steele Preseason All-Ohio Valley Conference teams. The pair of **Peyton Logan** (running back and all-purpose) and **JaQuez Akins** (defensive back) took home first team honors while **Rodney Williams II** (wide receiver), **Colton Dowell** (tight end) and **Austin Pickett** (defensive line) were second team selections. The quartet of **John Bachus III** (quarterback), **Donnell Williams** (wide receiver), **Korbin Harmon** (defensive line) and **D'Carrious Stephens** (linebacker) wrapped up the third team.

### FOUR SKYHAWKS NAMED PRESEASON ALL-OVC

» A total of four Skyhawk football standouts were honored by the Ohio Valley Conference as Preseason All-OVC performers by the league's head coaches and sports information directors. » The Skyhawk group includes two players on offense and two on defense. Joining the list is running back Peyton Logan, wide receiver/tight end Colton Dowell, defensive tackle Austin Pickett and safety JaQuez Akins.

# SKYHAWK DEPTH CHART



## OFFENSE TWO-DEEP

Pos.	No.	Name	Ht.	Wt.	Year
QB	18	John Bachus III	6-2	215	R-So.
	12	Stewart Howell	6-1	200	R-Fr.
RB	23	Peyton Logan	5-8	190	Sr.
	29	Lamaricus Young	5-11	200	R-Sr.
WR	15	Colton Dowell	6-3	215	R-Jr.
	83	Andrew Henley	5-9	165	Fr.
WR	11	Donnell Williams	6-3	205	R-Sr.
	84	Kevin Butler	6-0	180	So.
WR	13	Marqwell Odom	5-8	165	Sr.
	10	Jeremy Horton	5-9	165	R-So.
TE	2	Rodney Williams	6-4	235	R-Sr.
	88	Richie Grigione III	6-5	235	So.
LT	66	Michael Shanahan	6-5	310	R-So.
	70	Cade Richards	6-5	265	Fr.
LG	55	Reed Davis	6-3	270	R-Fr.
	68	Malcolm Miller	6-3	315	R-Jr.
C	54	Matthan Hatchie	6-2	310	Jr.
	62	Josiah Tingley	6-2	290	Fr.
RG	73	Cru Birdyshaw	6-7	325	R-Sr.
	68	Malcolm Miller	6-3	315	R-Jr.
RT	79	Gavin Olson	6-4	290	So.
	74	Mitchell Appleton	6-5	300	Fr.



## DEFENSE TWO-DEEP

Pos.	No.	Name	Ht.	Wt.	Year
JACK	24	Jamarius Landers	6-3	245	So.
	91	Giovanni Davis	6-3	250	Fr.
DT	47	Austin Pickett	6-1	270	R-Sr.
	92	Daylan Dotson	6-2	280	Fr.
NT	95	Kameron Bowdry	6-2	300	R-So.
	99	Kenyon Davis	6-5	290	R-So.
DE	45	David DuBose	6-3	265	R-Sr.
	8	Korbin Harmon	6-2	275	R-Sr.
LB	31	D'Carrious Stephens	6-0	225	R-Sr.
	35	Tevin Shipp	6-2	230	R-Fr.
LB	18	John Ford	6-3	230	R-Jr.
	32	Chris Hunter	6-1	240	R-Fr.
DB	7	Chrishun Jackson	6-1	180	R-Fr.
	9	Oshae Baker	5-10	195	Fr.
S	17	JaQuez Akins	5-9	185	Sr.
	22	Wanya Moton	6-1	190	R-Jr.
S	3	Takeem Young	6-1	200	R-Jr.
	12	Carson Evans	6-1	185	R-Fr.
S	30	Deven Sims	6-2	195	R-Jr.
	6	AJ Moss	6-2	170	Fr.
DB	4	Jay Woods	5-9	185	Grad.
	28	Vincent Guy	6-0	180	R-Fr.



## SPECIAL TEAMS TWO-DEEP

Pos.	No.	Name	Ht.	Wt.	Year
KO	49	Tyler Larco	5-9	155	R-Fr.
	48	Ryan Clark	5-7	180	R-Sr.
PK	49	Tyler Larco	5-9	155	R-Fr.
	48	Ryan Clark	5-7	180	R-Sr.
H	48	Ryan Clark	5-7	180	R-Sr.
P	3	Dresser Winn	6-3	215	R-Jr.
	49	Tyler Larco	5-9	155	R-Fr.

Pos.	No.	Name	Ht.	Wt.	Year
LS	40	Brock Powers	6-2	230	Jr.
	43	Chris McAbee	6-1	250	R-So.
PR	13	Marqwell Odom	5-8	165	Sr.
	84	Kevin Butler	6-0	180	So.
KR	23	Peyton Logan	5-8	190	Sr.
	29	Lamaricus Young	5-11	200	R-Sr.

## OVC TO WEAR NCAA UNITY PATCH



• This season you will see Ohio Valley Conference teams, and other teams around the country, sporting a Unity Patch on uniforms. The patch is part of a Unity Pledge and Logo approved by the NCAA's three divisional Student-Athlete Advisory Committees (SAAC) and the NCAA Board of Governors Student-Athlete Engagement Committee.

• They are symbolic gestures to continue generating stronger unity among the NCAA's 1100-plus schools and nearly 500,000 student-athletes. The logo includes three different colored hands holding one another's wrists inside a circle with "United As One" at the bottom.

## BATTLE FOR THE VOLUNTEER STATE

Football has been a storied part of the state of Tennessee's history for decades. Dating back to the 1910 season, UT Martin ranks third in the state - including all Division I universities - in winning percentage at 52.1 percent. The Skyhawks are 17-6 against in-state foes since 2014.

	20-21	2019	2018	2017	2016	2015	2014	2013	2012	2011	2010	Total [%]
Chattanooga	3-1	6-6	6-5	3-8	9-4	9-4	10-4	8-4	6-5	5-6	5-6	70-53 [56.5]
Memphis	8-3	12-2	8-6	10-3	8-5	9-4	10-3	3-9	4-8	2-10	1-11	75-64 [53.9]
<b>UT Martin</b>	<b>2-2</b>	<b>7-5</b>	<b>2-9</b>	<b>6-5</b>	<b>7-5</b>	<b>7-4</b>	<b>5-6</b>	<b>7-5</b>	<b>8-3</b>	<b>5-7</b>	<b>6-5</b>	<b>62-56 [52.5]</b>
Tennessee	3-7	8-5	5-7	4-8	9-4	9-4	7-6	5-7	5-7	6-7	7-5	68-67 [50.3]
Tennessee State	1-3	3-9	4-5	6-5	7-4	4-6	5-6	10-3	8-3	5-6	3-8	56-58 [49.5]
Middle Tennessee	3-6	4-8	8-6	7-6	8-5	7-6	6-6	8-5	8-4	2-10	6-7	67-69 [49.2]
Vanderbilt	0-9	3-9	6-7	5-7	6-7	4-8	3-9	9-4	9-4	6-7	2-10	53-81 [39.5]
ETSU	2-1	3-9	8-4	4-7	5-6	2-9	0-0	0-0	0-0	0-0	0-0	24-36 [38.9]
Tennessee Tech	1-3	7-5	1-10	1-11	5-6	4-7	5-7	5-7	3-8	7-4	5-6	43-75 [36.7]
Austin Peay	2-5	11-4	5-6	8-4	0-11	0-11	1-11	0-12	2-9	3-8	2-9	34-90 [27.6]



## STUDENT-ATHLETE ACADEMICS

### SKYHAWKS SHATTER GPA RECORD

» For the second straight semester, UT Martin student-athletes shattered a record for Grade Point Average as the Skyhawks combined for a 3.28 GPA for the 2020 fall term.

### THE GRADUATES

» Nine players on the 2020-21 UT Martin roster have already received bachelor's degrees:

- Cru Birdyshaw
- Ryan Clark
- Korbin Harmon
- Chris Jackson
- D'Carrious Stephens
- Donnell Williams
- Rodney Williams
- Jay Woods
- Lamaricus Young

### OVC COMMISSIONER'S HONOR ROLL

» There were eight UT Martin representatives on the Ohio Valley Conference Commissioner's Honor Roll for the 2019 season, including current team members John Bachus III, Colton Dowell, Korbin Harmon, Gavin Olson and Takeem Young. Team members had to possess at least a 3.25 GPA for the previous school year and use a season of competition to be eligible.

### ATHLETIC DIRECTOR'S HONOR ROLL

» The Skyhawk football team was responsible for the most Athletic Director's Honor Roll recipients, placing 45 student-athletes on the prestigious list. Student-athletes earning a spot on the AD Honor Roll had to compiled at least a 3.0 GPA or higher for the fall semester. Football was represented in the fall of 2020 by Mitchell Appleton, John Bachus III, Cru Birdyshaw, Jalon Cole, Reed Davis, Tyler Denson, Daylan Dotson, Colton Dowell, David DuBose, Davin Dyal, Brandon Floyd, John Ford, Greg Forrester, Isaiah Gibbs, Wyatt Gilbert, Kendrick Gillespie, David Green, Greg Gyeenis, Matthan Hatchie, Andrew Henley, Xiere Howard, Antonio Jackson, Chrishun Jackson, Hunter Kendall, Christian LaBrecche, Rush Lansdell, Tyler Larco, Chris McAbee, Traquan McNair, Eli Patrick, Austin Pickett, Brock Powers, Anthony Prospere, Campbell Puckett, Bryce Rawls, Cade Richards, Zoe Roberts, James Shephard, Tanner Snyder, CJ Swan, Collin Tatko, Josiah Tingley, Jake Willis, Lamaricus Young, Takeem Young.

### SKYHAWKS POST PERFECT GPAs in FALL

» Four UT Martin football players posted perfect semesters in the classroom during an unconventional fall semester. Cru Birdyshaw (exercise science and wellness), David DuBose (criminal justice), Tyler Larco (pre-med) and Takeem Young (pre-med) each posted perfect 4.0 Grade Point Averages during the fall 2020 term.



## BY THE NUMBERS

- **Overall:** 89-75 (.542)
- **OVC Play:** 71-44 (.617) | **Non-OVC:** 18-31 (.367)
- **Home:** 51-24 | **Away:** 37-54
- **Conference Championships:** One (2006)
- **Postseason:** One (2006)



## SIMPSON AT A GLANCE

Simpson's **88** wins lead all active head coaches in the OVC and marks the most wins in UT Martin history

**89****15**

In his **15th** season at the helm of the Skyhawks, Jason Simpson is the longest tenured head coach in the OVC

Jason Simpson's 89 career victories rank sixth in OVC history

**6th**

## GET TO KNOW SIMPSON

## EDUCATION

- Undergraduate: Southern Miss, 1994

## PLAYING CAREER HIGHLIGHTS

- Mississippi State - Football (1990-92)
- Southern Miss - Baseball (1992-94)
- 1993 All-Metro second team selection

## CAREER HISTORY

## UT MARTIN (2006-PRESENT)

- Head Coach
- 89-75 in 15 seasons
- Won Sgt. York Trophy (10, 12, 14, 15, 16, 18, 19)
- Finished in the top half of the league 11 times
- Posted three runner-up finishes
- OVC Championship (2006)
- OVC Roy Kidd Coach of the Year (2006)
- AFCA Region 3 Coach of the Year (2006)

## CHATTANOOGA (2003-05)

- Offensive Coordinator

## TEXAS STATE (2000-03)

- Quarterback Coach

## BLINN JUNIOR COLLEGE (2000)

- Quarterback Coach / Wide Receivers Coach

## JACKSONVILLE STATE (1997-99)

- Quarterback Coach

## DELTA STATE (1995)

- Defensive Graduate Assistant

## CHAMPIONSHIPS

## OVC CHAMPIONSHIP

- 2006

## COACHING HONORS

- OVC Coach of the Year (2006)
- Eddie Robinson FCS Coach of the Year Finalist (2006, 2012, 2016)
- AFCA Region 3 Coach of the Year (2006)



## HEAD COACH JASON SIMPSON



## YEAR-BY-YEAR HEAD COACHING RECORD

YEAR	OVERALL		OVC		FINISH	H	A	POSTSEASON
2006	9-3	.750	6-1	.857	1st	4-1	5-2	FCS Playoffs
2007	4-7	.363	4-4	.500	6th	3-2	1-5	-
2008	8-4	.667	6-2	.750	2nd	4-2	4-2	-
2009	5-6	.454	4-4	.500	4th	4-1	1-5	-
2010	6-5	.545	5-3	.625	4th	4-1	2-4	-
2011	5-6	.454	4-4	.500	5th	4-1	1-5	-
2012	8-3	.727	6-2	.750	2nd	4-1	4-2	-
2013	7-5	.583	5-3	.625	3rd	2-3	5-2	-
2014	6-6	.500	5-3	.625	3rd	3-2	2-4	-
2015	7-4	.636	6-2	.750	3rd	3-2	4-2	-
2016	7-5	.583	6-2	.750	2nd	5-0	2-5	-
2017	6-5	.545	4-4	.500	4th	3-2	3-3	-
2018	2-9	.181	2-6	.250	8th	2-3	0-7	-
2019	7-5	.583	6-2	.750	3rd	5-2	2-5	-
20-21	2-2	.500	2-2	.500	-	1-1	1-1	-
<b>Total</b>	<b>89-75</b>	<b>.542</b>	<b>71-44</b>	<b>.617</b>	<b>-</b>	<b>51-24</b>	<b>37-54</b>	

The longest tenured head football coach in the Ohio Valley Conference is Jason Simpson, who has transformed the University of Tennessee at Martin program into one of the winningest teams in the OVC since his first season in 2006.

In 14 years, Simpson has led UT Martin to an 87-73 record (.543 winning percentage) and a 69-42 mark against OVC opponents (.621 winning percentage). That comes after the program had won 20 OVC games in its first 14 seasons in the league. He also has presided over 94 All-OVC players after the program tallied 33 such players in its first 14 seasons in the OVC.

Simpson's 87 career victories rank sixth in OVC history while his 69 conference wins come in at fourth place.

Three of the program's seven 8-win seasons have come under Simpson, including all three at the Football Championship Subdivision level. He was responsible for the program's first-ever OVC championship team in 2006, as that team ended the season with a national No. 13 ranking after finishing 9-3.

Simpson is a three-time finalist for the Eddie Robinson FCS Coach of the Year Award in 2006, 2012 and 2016 while finishing fourth overall in 2006. He won the OVC's Roy Kidd Coach of the Year award and the American Football Coaches Association Region 3 Coach of the Year accolade in 2006, his debut season at UT Martin.

A total of 15 Skyhawks have been named an All-American under Simpson. Those include Alex Atkins (2006), Don Chapman (2006), Jessie Burton (2006), Josh Yarbrough (2007), Dontrell Miller (2008), Ray Williams (2008), Joe Gibbs (2009), Josh Bey (2009), CJ Estelle (2011), Montori Hughes (2012), Quentin Sims (2012), Jeremy Butler (2013), Ben Johnson (2013), Tony Bell (2013, 2014) and Terry Williams (2019).

In April 2012, Hughes became the 12th UT Martin player and first since 1996 to be selected in the NFL Draft. Hughes was picked by the Indianapolis Colts in the fifth round (139th overall). Since 2011, Gibbs (St. Louis Rams, Green Bay Packers), Sims (Atlanta Falcons, New England Patriots), Derek Carr (New York Giants), Johnson (Kansas City Chiefs), Butler (Baltimore Ravens), DJ



Roberts (Baltimore Ravens), Abou Toure (Indianapolis Colts), Charles Sweeton (Kansas City Chiefs), Bell (Tennessee Titans) and Corey Jordan (Jacksonville Jaguars) have all received opportunities with NFL teams.

Simpson also coached Chapman for two seasons, who became just the 14th Division-I player to rush for 1,000 yards in four consecutive seasons. He was named the program's first-ever OVC Offensive Player of the Year in 2006.

The Skyhawks have won or shared the Sgt. Alvin C. York Trophy - which was established in 2007 and is given annually to the best of the four OVC teams located in Tennessee - seven times. The Skyhawks won the trophy in 2010 and shared it in 2012, 2018 and 2019 while claiming the trophy outright in 2014, 2015 and 2016. UT Martin owns a 27-12 all-time record in the Sgt. York Trophy series, which is the best mark out of the four OVC schools.

UT Martin posted a 7-5 record while going 6-2 in the OVC in 2019 to finish one game out of first place. The Skyhawks went 5-0 at home while ranking amongst OVC leaders in scoring offense (30.5 ppg, second), scoring defense (19.5, first), pass efficiency (144.7, second), pass defense efficiency (111.0, first), punt return average (16.9, first), interceptions (nine, second), sacks (25, first) and turnover margin (+5, first). As a whole, nine Skyhawks garnered 11 postseason honors as the group of Aries Davis, Austin Pickett, TJ Jefferson, JaQuez Akins and Terry Williams earn All-OVC first team honors while Peyton Logan, Colton Dowell and DaVonte Maura picked up second team honors. Freshman quarterback John Bachus III - a finalist for the Jerry Rice Freshman of the Year Award - was named the program's second OVC Freshman of the Year along with All-Newcomer honors.

Prior to accepting his first head coaching job at UT Martin, Simpson was the offensive coordinator at the University of Tennessee at Chattanooga. He was instrumental in the resurgence of the UTC football program. In 2005, Chattanooga posted a 6-5 campaign, the school's first winning season since 1997.

Before Chattanooga, Simpson coached at Texas State University, a member of the Southland Football League. He coached quarterbacks, receivers and served as the team's recruiting coordinator. In 2000, Texas State posted a 7-4 record, the school's first winning season in 10 years.

Simpson served as an assistant coach from 1997-1999 at Jacksonville State University. He coached quarterbacks and was the team's passing game coordinator. He also coached receivers and served as an assistant special teams coordinator. He was a member of the Jacksonville State staff responsible for the third best turnaround in Division I football for the 1997 and 1998 seasons.

An Ellisville, Miss. native, Simpson signed as a quarterback with Mississippi State and played for two seasons for the Bulldogs. He also played baseball for Ron Polk at Mississippi State before transferring to Southern Miss in 1992. At Southern Miss, Simpson was a two-time all-conference selection in baseball and was team captain his senior season.

After earning a bachelor's degree in 1994 from Southern Miss, he spent the next year as a graduate assistant football coach at Delta State, where he coached defensive backs. In the spring of 1995, Simpson served as an assistant football and head baseball coach at Collins High School in Mississippi.

Simpson and his wife, the former Julie Wilkerson, have two sons and a daughter: Ty, Emma and Graham. The family lives in Martin and attends First Baptist Church.

## SIMPSON VS. ALL OPPONENTS

Arkansas.....	0-1
Auburn.....	0-1
Austin Peay.....	12-3
Baker.....	1-0
Bethel.....	1-0
Boise State.....	0-1
Central Arkansas.....	1-2
Chattanooga.....	2-1
Cincinnati.....	0-1
Clarion.....	1-0
Concordia.....	1-0
Cumberland.....	1-0
Eastern Illinois.....	10-4
Eastern Kentucky.....	5-8
Florida.....	0-1
Gardner-Webb.....	1-0
Georgia State.....	0-1
Hawaii.....	0-1
Iowa Wesleyan.....	1-0
Jacksonville State.....	4-10
Kentucky.....	0-2
Lambuth.....	1-0
Memphis.....	1-2
Middle Tennessee.....	0-1
Mississippi State.....	0-2
Missouri.....	0-1
Missouri State.....	0-2
Murray State.....	11-4
Northern Illinois.....	0-1
Northwestern State.....	1-0
Ohio.....	0-1
Ole Miss.....	0-2
Samford.....	2-0
South Alabama.....	0-1
South Florida.....	0-1
Southeast Missouri.....	10-4
Southeastern Louisiana.....	1-1
Southern Illinois.....	0-2
Southern Miss.....	0-1
Tennessee.....	0-1
Tennessee State.....	8-5
Tennessee Tech.....	10-4
Union College.....	1-0
Urbana.....	1-0
<b>Total.....</b>	<b>89-73</b>

## SKYHAWK ASSISTANT COACHES



**CHRIS POLIZZI**  
Asst. Head Coach  
Defensive Coordinator  
Third Year



**KEVIN BANNON**  
Offensive Coordinator  
Offensive Line  
Ninth Year



**MATT JONES**  
Off. Run-Game Coordinator  
Tight Ends & Tackles  
Second Year



**SEAN FISHER**  
Running Backs  
Co-Special Teams / Recruiting  
Second Year



**JAY MACINTYRE**  
Wide Receivers  
First Year



**GEORGE FRAZIER**  
Defensive Line  
First Year



**BRANDON BUTCHER**  
Linebackers  
First Year



**DEVONTE HOWARD**  
Offensive Graduate Assistant  
Second Year



**ANTONIO CLIFTON**  
Defensive Graduate Assistant  
Rovers  
Second Year



**TJ JEFFERSON**  
Defensive Graduate Assistant  
Asst. Defensive Line  
First Year

## SIMPSON'S RECORD WHEN...

Home Record:.....	51-24
Road Record:.....	37-54
OVC Overall:.....	71-44
OVC Home:.....	33-20
OVC Road:.....	34-25
Ranked opponents:.....	10-22
Record in August:.....	3-2
Record in September:.....	27-30
Record in October:.....	33-22
Record in November:.....	24-19
Record in February:.....	0-1
Record in March:.....	2-1
Record in April:.....	0-0
Scoring First.....	64-22
Leading at half:.....	71-15
Trailing at half:.....	13-54
Tied at half:.....	6-4
Scores <20 Points:.....	13-37
Scores >20 Points:.....	75-39
Scores 30+ Points:.....	55-15
Scores 40+ Points:.....	29-3
Opponent Scores <20 Points:.....	54-8
Opponent Scores >20 Points:.....	35-67
Opponent Scores 30+ Points:.....	15-50
Opponent Scores 40+ Points:.....	3-27
Overtime record:.....	0-5
Record after a loss:.....	44-23
Longest winning streak:.....	8 (2006)
Longest losing streak:.....	6 (2007)

## ALPHABETICAL ROSTER

No.	Name	Pos.
25	Isaiah Abdullah	LB
17	Jaquez Akins	S
16	Alexander Andre	DB
	Eyabi Anoma	DL
70	Mitchell Appleton	OL
18	John Bachus III	QB
9	Osha Baker	DB
73	Cru Birdyshaw	OL
26	Dazerius Bohanna	DB
95	Kameron Bowdry	DL
	Ethan Boyd	OL
	Jalen Bracey	WR
84	Kevin Butler	WR
	Jerry Chandler	WR
48	Ryan Clark	K
38	Jermaine Cooley	LB
91	Giovanni Davis	DL
99	Kenyon Davis	DL
55	Reed Davis	OL
34	Kareem Dinzey	DB
92	Daylan Dotson	DL
15	Colton Dowell	WR/TE
45	David DuBose	DL
12	Carson Evans	S
14	Trey Fisher	QB
71	Brandon Floyd	OL
41	John Ford	LB
72	Greg Forrester	OL
37	Isaiah Gibbs	RB
5	Jaden Gibbs	WR
46	Wyatt Gilbert	RB
	Kendrick Gillespie	RB
97	David Green	DL
88	Richie Griglion III	TE
	Steve Guy	S
28	Vincent Guy	DB
	Greg Gyenis	OL
8	Korbin Harmon	DE
54	Matthan Hatchie	OL
83	Andrew Henley	WR
51	Kareem Hobbs	LB
	Kendarius Holliman	DB
	Cam'Ron Hopkins	RB
10	Jeremy Horton	WR
39	Xiere Howard	LB
	Xon Howard	DB
12	Stewart Howell	QB
32	Chris Hunter	LB
27	Antonio Jackson	DB
76	Chris Jackson	OL
7	Chrishun Jackson	DB
	Lenon James, Jr.	DL
	Larry Johnson	DL
	Hunter Kendall	RB
65	Alex Kirton	OL
24	Jamarius Landers	DL
49	Tyler Larco	K
89	Deray Lawrence	WR
23	Peyton Logan	RB
19	Jack Lucas	DB
43	Chris McAbee	LS
16	Tamel McCall	DB
63	Shane McGroarty	OL
98	Traquan McNair	DL
68	Malcolm Miller	OL
41	TJ Minnifee	DL
	Lamar Morgan	OL
6	AJ Moss	DB

## NUMERICAL ROSTER

No.	Name	Pos.	Ht.	Wt.	Yr.	Hometown (Previous School)
2	Rodney Williams II	WR/TE	6-4	235	R-Sr.	Memphis, Tenn. (Germantown HS)
3	Dresser Winn	QB/P	6-3	215	R-Jr.	Dresden, Tenn. (Dresden HS)
3	Takeem Young	S	6-1	200	R-Jr.	Greeneville, Tenn. (Greeneville HS)
4	Jay Woods	DB	5-9	185	Grad.	Pinson, Ala. (South Alabama)
5	Jaden Gibbs	WR	6-4	185	R-Fr.	Knoxville, Tenn. (Farragut HS)
6	AJ Moss	DB	6-2	170	Fr.	Tampa, Fla. (Bloomingdale HS)
7	Chrishun Jackson	DB	6-0	180	R-Jr.	Tunica, Miss. (Northeast Mississippi CC)
8	Korbin Harmon	DE	6-5	275	R-Sr.	Oxford, Miss. (Pearl River CC)
9	Osha Baker	DB	5-10	195	Fr.	Sanford, Fla. (Seminole HS)
10	Jeremy Horton	WR	5-9	165	R-So.	Bonaire, Ga. (Veterans HS)
11	Donnell Williams	WR	6-3	205	R-Sr.	St. Louis, Mo. (Gateway Tech HS)
12	Carson Evans	S	6-1	185	R-Fr.	Memphis, Tenn. (First Assembly Christian)
12	Stewart Howell	QB	6-1	200	R-Fr.	Knoxville, Tenn. (Christian Academy of Knoxville)
13	Marqwell Odom	WR	5-8	165	Sr.	Murfreesboro, Tenn. (Independence CC)
14	Trey Fisher	QB	5-11	180	Fr.	Tallahassee, Fla. (Godby HS)
15	Colton Dowell	WR/TE	6-3	215	R-Jr.	Lebanon, Tenn. (Wilson Central HS)
16	Alexander Andre	DB	5-11	175	Fr.	Orlando, Fla. (Bishop Moore HS)
17	Jaquez Akins	S	5-9	185	Sr.	Starkville, Miss. (East Mississippi CC)
18	John Bachus III	QB	6-2	215	R-So.	Pulaski, Tenn. (Giles County HS)
18	John Ford	LB	6-3	230	R-Jr.	Nashville, Tenn. (John Overton HS)
19	Jack Lucas	DB	6-0	180	R-Fr.	Louisville, Ky. (Louisville Male)
20	Anthony Prospere	DB	6-0	195	Fr.	Deerfield Beach, Fla. (Deerfield Beach HS)
21	Zak Wallace	RB	5-11	215	R-Fr.	Benton, Ark. (Benton HS)
22	Wanya Moton	DB	6-1	190	R-Jr.	Murfreesboro, Tenn. (Oakland HS)
23	Peyton Logan	RB	5-8	190	Sr.	Horn Lake, Miss. (Horn Lake HS)
24	Jamarius Landers	DL	6-3	245	So.	Deerfield Beach, Fla. (Deerfield Beach HS)
25	Isaiah Abdullah	LB	6-3	220	R-Fr.	Los Angeles, Calif. (Wyoming)
26	Dazerius Bohanna	DB	5-11	165	R-Jr.	Cordova, Tenn. (Arkansas - Monticello)
27	Antonio Jackson	DB	6-1	185	Fr.	Bessemer, Ala. (Hueytown HS)
28	Vincent Guy	DB	6-0	180	R-Fr.	Memphis, Tenn. (Whitehaven HS)
29	Lamarcus Young	RB	5-11	200	R-Sr.	Bartlett, Tenn. (Bartlett HS)
30	Deven Sims	S	6-2	200	R-Jr.	Smyrna, Tenn. (Smyrna HS)
31	D'Carrious Stephens	LB	6-0	225	R-Sr.	Union City, Tenn. (Union City HS)
32	Chris Hunter	LB	6-1	240	R-Fr.	Knoxville, Tenn. (Army Prep)
34	Kareem Dinzey	DB	6-1	175	Fr.	Kissimmee, Fla. (Tohopekaliga HS)
35	Tevin Shipp	LB	6-2	230	R-Fr.	Smyrna, Tenn. (Smyrna HS)
36	Shamari Weir	LB	6-0	220	Fr.	Coconut Creek, Fla. (Coconut Creek HS)
37	Isaiah Gibbs	RB	5-9	185	R-Fr.	Knoxville, Tenn. (Farragut HS)
38	Jermaine Cooley	DL	6-2	240	So.	Dublin, Ga. (Dublin HS)
39	Xiere Howard	LB	6-1	195	Fr.	Brentwood, Tenn. (Brentwood HS)
40	Brock Powers	LS	6-2	230	Jr.	Cornersville, Tenn. (Cornersville HS)
41	TJ Minnifee	DL	6-3	250	R-Jr.	Nashville, Tenn. (Tennessee)
42	CJ Swan	LB	6-0	225	R-Fr.	Marietta, Ga. (Marietta HS)
43	Chris McAbee	LS	6-1	250	R-So.	Kingston, Tenn. (Roane County HS)
44	Malik Smith	LB	6-2	235	Fr.	Muscle Shoals, Ala. (Muscle Shoals HS)
45	David DuBose	DL	6-3	265	R-Sr.	Huntsville, Ala. (Columbia HS)
46	Wyatt Gilbert	RB	5-11	180	Fr.	Fairfield, Ill. (Fairfield HS)
47	Austin Pickett	DL	6-1	270	R-Sr.	Lake Minneola, Fla. (Lake Minneola HS)
48	Ryan Clark	K/P	5-7	180	R-Sr.	Nashville, Tenn. (Franklin Road Academy)
49	Tyler Larco	K/P	5-9	155	R-Fr.	Miami, Fla. (Miami Palmetto)
51	Kareem Hobbs	LB	6-0	225	R-Fr.	Marietta, Ga. (Marietta HS)
54	Matthan Hatchie	OL	6-2	310	Jr.	Haleiwa, Hawaii (Garden City CC)
55	Reed Davis	OL	6-3	270	R-Fr.	Booneville, Miss. (Booneville HS)
62	Josiah Tingley	OL	6-2	290	Fr.	Cordova, Tenn. (Evangelical Christian HS)
63	Shane McGroarty	OL	6-4	310	R-So.	St. Louis, Mo. (Mehlville HS)
65	Alex Kirton	OL	6-0	320	So.	West Des Moines, Iowa (Iowa Western CC)
66	Michael Shanahan	OL	6-5	310	R-So.	Orlando, Fla. (First Academy HS)
67	Matthew Needham	OL	6-6	315	R-Fr.	Germantown, Tenn. (Houston HS)
68	Malcolm Miller	OL	6-3	315	R-Jr.	Vicksburg, Miss. (Jones County JC)
70/87	Cade Richards	OL	6-5	265	Fr.	Clearwater, Fla. (Clearwater Central Catholic)
71	Brandon Floyd	OL	6-4	290	R-Fr.	Festus, Mo. (Jefferson HS)
72	Greg Forrester	OL	6-3	275	Fr.	Florence, Ala. (Florence HS)
73	Cru Birdyshaw	OL	6-7	325	R-Sr.	Jasper, Ala. (Jones County JC)
74	Mitchell Appleton	OL	6-5	300	Fr.	De Soto, Mo. (De Soto HS)
76	Chris Jackson	OL	6-9	330	R-Sr.	Lexington, Ky. (Lexington Catholic HS)
79	Gavin Olson	OL	6-4	290	So.	Memphis, Tenn. (Memphis Harding Academy)
80	Zoe Roberts	WR	5-11	185	Fr.	Perry, Fla. (Taylor County HS)
83	Andrew Henley	WR	5-9	165	Fr.	Miami, Fla. (Hallandale HS)



## NUMERICAL ROSTER

No.	Name	Pos.	Ht.	Wt.	Yr.	Hometown (Previous School)
84	Kevin Butler	WR	6-0	180	So.	Miami, Fla. (Booker T. Washington HS)
86	Tanner Snyder	TE	6-3	245	Fr.	Tiptonville, Tenn. (Lake County HS)
88	Richie Griglione III	TE	6-5	235	So.	Truro, Iowa (Iowa Western CC)
89	Deray Lawrence	WR	5-7	130	R-So.	Germantown, Tenn. (Germantown HS)
91	Giovanni Davis	DL	6-3	250	Fr.	Miami Gardens, Fla. (Dr. Krop HS)
92	Daylan Dotson	DL	6-2	280	Fr.	Savannah, Ga. (Jenkins HS)
95	Kameron Bowdry	DL	6-2	300	R-So.	St. Louis, Mo. (St. Louis University HS)
97	Tyson Strickland	DL	6-2	270	Fr.	Cordova, Tenn. (Tennessee Valley Prep)
98	Traquan McNair	DL	6-1	320	R-Fr.	DeLand, Fla. (DeLand HS)
99	Kenyon Davis	DL	6-5	290	R-So.	Columbia, Tenn. (Columbia Central HS)
	Eyabi Anoma	DL	6-4	235	R-So.	Baltimore, Md. (Houston)
	Ethan Boyd	OL	6-5	295	So.	Crystal Springs, Miss. (Hinds CC)
	Jalen Bracey	WR	5-9	185	So.	Jackson, Miss. (Mississippi Gulf Coast CC)
	Jerry Chandler	WR	5-10	170	Fr.	De Soto, Mo. (De Soto HS)
	Will Crabtree	LB	6-0	205	Fr.	Hendersonville, Tenn. (Beech HS)
	Kendrick Gillespie	RB	5-7	190	R-So.	Memphis, Tenn. (Lane College)
	David Green	DL	6-3	255	Fr.	Fort Pierce, Fla. (Centennial HS)
	Steve Guy	S	5-11	170	Fr.	Memphis, Tenn. (Southwind HS)
	Greg Gyenis	OL	6-3	305	Fr.	Tampa, Fla. (Jesuit HS)
	Kendarius Holliman	DB	5-9	165	R-So.	Jackson, Tenn. (Liberty Tech HS)
	Cam'Ron Hopkins	RB	5-4	180	Jr.	Dyersburg, Tenn. (Bethel)
	Xon Howard	DB	5-5	140	Sr.	Brentwood, Tenn. (Brentwood HS)
	Lenon James, Jr.	DL	6-1	275	Fr.	Memphis, Tenn. (Memphis Central HS)
	Hunter Kendall	RB	5-11	210	Fr.	Memphis, Tenn. (Memphis University School)
	Larry Johnson	DL	6-0	275	Fr.	Davie, Fla. (Western HS)
	Tamel McCall	DB	6-0	175	R-So.	Riverview, Fla. (Riverview HS)
	Lamar Morgan	OL	6-5	305	So.	Decatur, Miss. (East Central CC)
	Gerard Nesbitt	QB	6-3	240	Fr.	Plantation, Fla. (Plantation HS)
	Kobe Okeke	LB	6-1	220	Fr.	Smyrna, Tenn. (Birmingham Sports Academy)
	Erin Parker	TE	6-3	230	Fr.	Memphis, Tenn. (Memphis Central HS)
	Eli Patrick	OL	6-0	225	Fr.	Covington, Tenn. (Covington HS)
	Campbell Puckett	OL	6-2	280	Fr.	Tiptonville, Tenn. (Lake County HS)
	Bryce Rawls	RB	5-10	215	Fr.	Nashville, Tenn. (Davidson Academy)
	James Shephard	WR	6-2	210	Fr.	West Memphis, Ark. (West Memphis HS)
	Tyler Shorter	DB	6-0	165	R-Fr.	Sardis, Miss. (North Panola HS)
	Jake Willis	LB	6-0	225	Fr.	Newbern, Tenn. (Dyer County HS)
	Aron Whittle	WR	5-9	180	Fr.	Newbern, Tenn. (Dyer County HS)
	Drake Yates	WR	5-9	170	So.	Dresden, Tenn. (Bethel)

## ALPHABETICAL ROSTER

No.	Name	Pos.
22	Wanya Moton	DB
67	Matthew Needham	OL
	Gerard Nesbitt	QB
13	Marqwell Odom	WR
	Kobe Okeke	LB
79	Gavin Olson	OL
	Erin Parker	TE
	Eli Patrick	OL
47	Austin Pickett	DL
40	Brock Powers	LS
20	Anthony Prospere	DB
	Campbell Puckett	OL
	Bryce Rawls	RB
70/87	Cade Richards	OL
80	Zoe Roberts	WR
66	Michael Shanahan	OL
	James Shephard	WR
35	Tevin Shipp	LB
	Tyler Shorter	DB
30	Deven Sims	S
44	Malik Smith	LB
86	Tanner Snyder	TE
31	D'Carrious Stephens	LB
97	Tyson Strickland	DL
42	CJ Swan	LB
62	Josiah Tingley	OL
21	Zak Wallace	RB
36	Shamari Weir	LB
	Aron Whittle	WR
11	Donnell Williams	WR
2	Rodney Williams II	WR
	Jake Willis	LB
3	Dresser Winn	QB
4	Jay Woods	DB
	Drake Yates	WR
29	Lamarcus Young	RB
3	Takeem Young	S

## FOOTBALL STAFF

### Coaching Staff

<b>Head Coach:</b> Jason Simpson   Southern Miss, 1995	15th season
<b>Asst. Head Coach/Defensive Coordinator/Safeties:</b> Chris Polizzi   Lake Forest, 2005	Third season
<b>Offensive Coordinator/Offensive Line:</b> Kevin Bannon   UT Martin, 2009	Nine season
<b>Run-Game Coordinator/Tight Ends &amp; Tackles:</b> Matt Jones   Eastern Illinois, 2008	Second season
<b>Special Teams Coordinator/Running Backs/Recruiting Coordinator:</b> Sean Fisher   Mount Union, 2008	Second season
<b>Wide Receivers Coach:</b> Jay MacIntyre   Colorado, 2018	First season
<b>Defensive Line:</b> George Frazier   Colorado, 2016	First season
<b>Linebackers:</b> Brandon Butcher   Coastal Carolina, 2014	First season

### Graduate Assistants

<b>Offensive Graduate Assistant:</b> Devonte Howard   UT Martin, 2018	Second season
<b>Defensive Graduate Assistant/Rovers:</b> Antonio Clifton   UT Martin, 2019	Second season
<b>Defensive Graduate Assistant/Asst. Defensive Line:</b> TJ Jefferson   UT Martin, 2019	First season

### Support Staff

<b>Director of Football Operations:</b> Chris Bell	Fifth season
<b>Equipment Manager:</b> Houston Downey	Second season
<b>Interim Head Coach for Strength and Conditioning:</b> Tony Lester	Ninth season

## PRONUNCIATION GUIDE

Isaiah Abdullah	(Ab-dual-uh)
Ja'Quez Akins	(Jah-Qwezz Ache-inns)
John Bachus III	(Back-us)
Oshae Baker	(Oh-shay)
Cru Birdyshaw	(Bird-ee-shaw)
Dazerius Bohanna	(Duh-zair-ee-us Bow-hannah)
Kameron Bowdry	(Bow *like wow*-dree)
Giovanni Davis	(Gee-oh-vhon-ee)
Kenyon Davis	(Ken-yawn-tay)
David DeBose	(Dew-Bows)
Kareem Dinzey	(Kuh-reem)
Jaden Gibbs	(Jay-den)
Kendrick Gillespie	(Gill-esp-y)
Richie Griglione III	(Grig-lee-owe-knee)
Matthan Hatchie	(Math-an Hatch-ee)
Xiere Howard	(Zi-ear)
Alex Kirton	(Kurt-on)
Jamarius Landers	(Juh-mar-ee-us)
Shane McGroarty	(Mc-grow-are-tee)
Traquan McNair	(Trey-qwan)
Chrishun Jackson	(Cree-shun)
TJ Minnifee	(Min-ee-fee)
Wanya Moton	(Juan-Yay Mo-tawn)
Marqwell Odom	(Marr-kwell)
D'Carrious Stephens	(Dee-Care-ee-us)
Shamari Weir	(Shuh-mar-ee Wee'r)
Takeem Young	(Tuh-kheem)

## OHIO VALLEY CONFERENCE



## OVC WEEKLY AWARDS

## OVC OFFENSIVE PLAYER OF THE WEEK

Date	Player	Team
Feb. 23	David Gist	Tennessee Tech
March 2	Brian Snead	Austin Peay
March 9	Zion Webb	Jacksonville State
March 16	Draylen Ellis	Austin Peay
March 23	Draylen Ellis	Austin Peay
March 30	-	-
April 6	-	-
April 13	-	-
April 20	-	-

## OVC DEFENSIVE PLAYER OF THE WEEK

Date	Player	Team
Feb. 23	Seth Carlisle	Tennessee Tech
March 2	Jack McDonald	Austin Peay
	Nicario Harper	Jacksonville State
March 9	Marcis Floyd	Murray State
March 16	Elijah Culp	Austin Peay
	Eric Samuta	Murray State
March 23	Jason Johnson	Eastern Illinois
March 30	-	-
April 6	-	-
April 13	-	-
April 20	-	-

## OVC SPECIALIST OF THE WEEK

Date	Player	Team
Feb. 23	Hayden Olsen	Tennessee Tech
<b>March 2</b>	<b>Dresser Winn</b>	<b>UT Martin</b>
March 9	Antonio Zita	Tennessee State
March 16	Antonio Zita	Tennessee State
<b>March 23</b>	<b>Tyler Larco</b>	<b>UT Martin</b>
March 30	-	-
April 6	-	-
April 13	-	-
April 20	-	-

## OVC NEWCOMER OF THE WEEK

Date	Player	Team
Feb. 23	Draylen Ellis	Austin Peay
March 2	Brian Snead	Austin Peay
March 9	Damonta Witherspoon	Murray State
March 16	Draylen Ellis	Austin Peay
March 23	Draylen Ellis	Austin Peay
March 30	-	-
April 6	-	-
April 13	-	-
April 20	-	-



## OVC PREDICTED ORDER

## Predicted Order of Finish

1.	Austin Peay	128
2.	Jacksonville State	102
<b>3.</b>	<b>UT Martin</b>	<b>97</b>
4.	Southeast Missouri	90
5.	Eastern Kentucky*	83
6.	Tennessee Tech	57
7.	Murray State	35
8.	Tennessee State	33
9.	Eastern Illinois	23

\*Eastern Kentucky opted out of OVC play



## OVC STANDINGS

SCHOOL	CONF	OVERALL	PCT.	HOME	AWAY	NEUTRAL	STREAK
Murray State	4-0	4-0	1.000	2-0	2-0	0-0	W4
Jacksonville State	4-0	7-1	0.875	3-0	4-1	0-0	W7
<b>UT Martin</b>	<b>2-2</b>	<b>2-2</b>	<b>0.500</b>	<b>1-1</b>	<b>1-1</b>	<b>0-0</b>	<b>W1</b>
Austin Peay	2-2	2-5	0.286	1-1	1-3	0-1	L1
Eastern Illinois	1-3	1-3	0.250	1-1	0-2	0-0	W1
Tennessee State	1-3	1-3	0.250	1-1	0-2	0-0	L1
Tennessee Tech	1-3	1-3	0.250	1-1	0-2	0-0	L3
Southeast Missouri	1-3	1-4	0.200	0-2	1-2	0-0	L3
Eastern Kentucky	0-0	3-6	0.333	2-2	1-4	0-0	W1



## OVC SCHEDULE AT A GLANCE

## Sunday, March 28

Austin Peay at #7 Jacksonville State*	ESPN+	2 p.m.
Eastern Illinois at #17 Murray State*	ESPN+	2 p.m.
Tennessee Tech at Southeast Missouri*	ESPN+	2 p.m.
UT Martin at Tennessee State*	ESPN+	2 p.m.



## PRESEASON ALL-OVC

**Preseason Offensive Player of the Year**  
DeAngelo Wilson (WR), Austin Peay

**Preseason Defensive Player of the Year**  
Kordell Jackson (NB), Austin Peay

## Offense

QB - Zerrick Cooper, Jacksonville State  
QB - Bailey Fisher, Tennessee Tech  
**RB - Peyton Logan, UT Martin**  
RB - Alonzo Booth, Eastern Kentucky  
FB - David Dyal, UT Martin\*  
WR - DeAngelo Wilson, Austin Peay  
WR - Baniko Harley, Austin Peay  
WR - LaMarte Brooks, Murray State  
WR - Aaron Alston, Southeast Missouri  
WR - Isaiah Hill, Eastern Illinois.  
**TE/WR - Colton Dowell, UT Martin**  
TE - Trae Barry, Jacksonville State  
OL - Blake Mitchell, Austin Peay  
OL - Aries Davis, UT Martin\*  
OL - Tucker Schroeder, Eastern Kentucky  
OL - Mike Rhoades, Tennessee Tech  
OL - Graham Ashkettle, Eastern Kentucky  
OL - Michael Shaddix, Jacksonville State  
OL - Cam Durley, Tennessee State  
OL - JaChai Baker, Southeast Missouri

## Defense

DE - Chris Tucker, Tennessee Tech  
DT - Josephus Smith, Austin Peay  
DT - John Wesley Whiteside, Austin Peay  
**DT - Austin Pickett, UT Martin**  
DE - DJ Coleman, Jacksonville State  
OLB - Dytarius Johnson, Eastern Illinois  
ILB - Anthony Koclanakis, Murray State  
ILB - Zack Woodard, Jacksonville State  
ILB - Jack McDonald, Austin Peay  
OLB - Tai Carter, Tennessee Tech  
CB - Nick Harper Jr., Tennessee State  
CB - Yul Gowdy, Jacksonville State  
**S - JaQuez Akins, UT Martin**  
S - Bydarrus Knighten, Southeast Missouri  
NB - Kordell Jackson, Austin Peay


## Specialists

K - Kendrick Tiller, Southeast Missouri  
P - Kaleb Mosley, Tennessee State  
KR - Metrius Fleming, Tennessee Tech  
PR - Malik Honeycutt, Murray State



## OVC IN THE POLLS (STATS/FCS COACHES) WEEK-BY-WEEK

	AP	EIU	EKU	JSU	MUR	SEMO	TSU	TTU	UTM
<b>AUG. 25</b>	13	-	RV	RV	-	25/-	-	-	-
<b>FEB. 22</b>	RV/-	-	-	16/-	-	21/-	-	23/-	RV/-
<b>MARCH 1</b>	RV/-	-	-	10/-	-	16/-	-	RV/-	-
<b>MARCH 8</b>	RV/-	-	-	10/-	RV/-	RV/-	-	-	-
<b>MARCH 15</b>	RV/RV	-	-	8/8	25/24	-	-	-	-
<b>MARCH 22</b>	-	-	-	7/7	19/17	-	-	-	-
<b>MARCH 29</b>	-	-	-	-	-	-	-	-	-
<b>APRIL 5</b>	-	-	-	-	-	-	-	-	-
<b>APRIL 12</b>	-	-	-	-	-	-	-	-	-
<b>APRIL 19</b>	-	-	-	-	-	-	-	-	-
<b>FINAL</b>	-	-	-	-	-	-	-	-	-

**SGT. YORK TROPHY WINNERS**

2007 - Tennessee State\*, Austin Peay  
 2008 - Tennessee State  
 2009 - Tennessee Tech  
 2010 - UT Martin  
 2011 - Tennessee State\*, Tennessee Tech  
 2012 - Tennessee State\*, UT Martin  
 2013 - Tennessee State  
 2014 - UT Martin  
 2015 - UT Martin  
 2016 - UT Martin\*, Tennessee State, Tennessee Tech  
 2017 - Austin Peay  
 2018 - Austin Peay\*, Tennessee State, UT Martin  
 2019 - Austin Peay\*, Tennessee State, UT Martin

\*Took home the trophy due to winning the tiebreaker

**SGT. YORK TROPHY CONTESTS****2019**

Oct. 12 **UT Martin 55**, at Tennessee Tech 14  
 Oct. 19 at Tennessee State 26, Austin Peay 24  
 Oct. 26 Austin Peay 58, at Tennessee Tech 21  
 Nov. 9 at Austin Peay 38, **UT Martin 24**  
 Nov. 16 at **UT Martin 28**, Tennessee State 17  
 Nov. 23 Tennessee State 37, at Tennessee Tech 27

**2020-21**

Feb. 21 at Tennessee Tech 27, Austin Peay 21  
 Feb. 28 at Austin Peay 27, Tennessee State 20  
 March 21 **UT Martin 37** at Austin Peay 34  
 March 28 **UT Martin** at Tennessee State  
 April 3 Tennessee State at Tennessee Tech  
 April 11 Tennessee Tech at **UT Martin**

In July 2007, the Nashville Sports Council and the Ohio Valley Conference announced the creation of the Sergeant York Trophy which goes to the winner of the quadrangular season football series between the four Ohio Valley Conference football-playing schools located in the state of Tennessee – Austin Peay State University, Tennessee State University, Tennessee Technological University and the University of Tennessee at Martin.

In 2014 Delta Dental of Tennessee became the presenting sponsor of the Trophy and was joined by Farm Bureau Health Plans in 2019.

The award is only the second traveling trophy that involves more than two teams in college sports; the other is the Commander in Chief's Trophy which has been contested between Air Force, Army and Navy annually since 1972.

The award is named in honor of Alvin C. York, the most noted Soldier of World War I. As a corporal in the 2nd battalion, 328th Infantry, in the Battle of the Meuse River-Argonne (Oct. 8, 1918), York and seven other soldiers captured 132 prisoners, was promoted to sergeant and received the Distinguished Service Cross, the French Croix de Guerre, the French Legion of Honor, the Croce di Guerra of Italy and the War Medal of Montenegro. Upon his return to the United States in 1919, he was bestowed the Congressional Medal of Honor.

Following the war York returned his home in Pall Mall, Tenn. (located in north central Tennessee, 55 miles northeast of Cookeville) where he dedicated his life to improving education and facilitating educational opportunities for children in the state of Tennessee. In 1927 he established the Alvin C. York Institute after spending several years raising money for the school which opened as a private institution. That school was established, in part, to provide educational opportunities denied to the boys and girls of Fentress County. In 1937, the Institute became a state special school after an appeal to the Tennessee State Legislature. The school, located in Jamestown, Tenn., is still in operation today.

York died on Sept. 2, 1964 and the foundation which he helped establish in 1920 – The Sergeant York Patriotic Foundation – was dormant for many years. The Foundation was re-established by Lipscomb Davis, Jr. in 1992 and is currently run by Sgt. York's grandson Gerald (U.S. Army Colonel, Retired). York's papers are archived by Michael E. Birdwell, Ph.D., who is an associate professor of history at Tennessee Technological University, one of the four institutions that will compete for the yearly honor.

After the completion of the football season, the Sergeant York Trophy is awarded to the institution with the best head-to-head record in the match-ups with their fellow Tennessee schools. In the event of a tie, the award is shared; however, the previous winner will retain the trophy if they are part of the tie. If the tie is between two other institutions, the trophy will go to the institution that has gone the most seasons without winning the trophy.

**SGT. YORK GAME RECORDS****TEAM**

**Points:** 61 - UT Martin vs. Austin Peay (10/8/11)  
**Total Offensive Yards:** 644 - Austin Peay vs. Tennessee State (11/5/16)  
**First Downs:** 36 - Tennessee Tech vs. Tennessee State (10/15/11)  
**Rushing Yards:** 423 - Austin Peay vs. Tennessee Tech (11/4/17)  
**Rushing Attempts:** 63 - Tennessee State vs. Austin Peay (9/15/07)  
**Rushing Touchdowns:** 5 - Austin Peay vs. UT Martin (11/9/19)  
 5 - Tennessee Tech vs. Austin Peay (11/19/11)  
 5 - Tennessee Tech vs. Austin Peay (11/23/13)  
 422 - UT Martin vs. Tennessee Tech (11/10/12)  
**Passing Yards:** 58 - Tennessee Tech vs. Tennessee State (10/15/11)  
**Passing Attempts:** 6 - UT Martin vs. Austin Peay (10/8/11)  
**Passing Touchdowns:** 35 - UT Martin vs. Tennessee Tech (11/10/12)  
**Completions:** 3 - Done 9 Times  
**Interceptions:** 92 - Tennessee State vs. Tennessee Tech (10/31/09)  
**INT Return Yards:** 3 - Done 10 Times  
**Fumbles Lost:** 3 - Done 10 Times  
**Fumble Recoveries:** 8 - UT Martin vs. Tennessee Tech (10/3/15)  
**Sacks:** 5 - Done 3 Times  
**Turnovers Committed:** 19 - UT Martin vs. Tennessee State (10/19/13)  
**Penalites:** 167 - Tennessee State vs. Austin Peay (11/8/14)  
**Penalty Yards:**

**INDIVIDUAL**

**Rushing Yards:** 195 - Javarris Williams, TSU vs. APSU (10/18/08)  
**Rushing Attempts:** 35 - Don Chapman, UTM vs. TSU (11/17/07)  
**Rushing Touchdowns:** 4 - Javarris Williams, TSU vs. UTM (11/17/07)  
**Longest Rush:** 84 - Ladarius Vanlier, TTU vs. APSU (11/22/14)  
 84 - Ronald Butler, TSU vs. APSU (11/5/16)  
 422 - Derek Carr, UTM vs. TTU (11/10/12)  
**Passing Yards:** 58 - Tre Lamb, TTU vs. TSU (10/15/11)  
**Passing Attempts:** 35 - Derek Carr, UTM vs. TTU (11/10/12)  
**Completions:** 6 - Derek Carr, UTM vs. APSU (10/8/11)  
**Passing Touchdowns:** 84 - Jeremy Perry, TSU vs. TTU (10/23/10)  
**Longest Pass:** 3 - Done 5 Times  
**Most Interceptions:** 198 - Ben Axline, UTM vs. APSU (10/8/16)  
**Receiving Yards:** 13 - Jeremy Butler, UTM at TTU (11/10/12)  
**Receptions:** 3 - Done 10 Times  
**Receiving Touchdowns:** 84 - Calvin McNair, TSU vs. TTU (10/23/10)  
**Longest Reception:** 5 - Jamin Godfrey, TSU vs. TTU (10/27/12)  
**Field Goals Made:** 57 - Lane Clark, TSU vs. UTM (10/1/16)  
**Longest Field Goal:** 57 - Nick Madonia, TTU vs. TSU (11/12/16)  
**Punts:** 10 - Jonathan King, TTU vs. UT Martin (10/3/15)  
**Longest Punt:** 73 - James Satterfield, UTM vs. TTU (11/10/12)  
**Punt Return Yards:** 107 - CJ Estelle, UTM vs. APSU (11/6/10)  
**Longest Punt Return:** 76 - CJ Estelle, UTM vs. APSU (10/8/11)  
**Kick Return Yards:** 243 - Terrence Holt, APSU vs. UTM (11/21/09)  
**Longest Kick Return:** 100 - Weldon Garlington, TSU vs. APSU (10/1/11)  
**All-Purpose Yards:** 312 - Terrence Holt, APSU vs. UTM (11/21/09)  
**Interceptions:** 2 - Done Seven Times  
**Tackles:** 20 - Corey Reed, TTU vs. UTM (10/16/08)  
**Sacks:** 2.5 - Antonio Harper, TSU vs. TTU (10/15/11)  
 2.5 - Antonio Harper, TSU at UTM (10/19/13)  
 2.5 - Damani Taylor, UTM vs. TTU (10/3/15)  
 2.5 - Jaison Williams, APSU vs. UTM (9/30/17)  
 2.5 - TJ Jefferson, UTM at TTU (10/12/19)



# HONORS AND AWARDS

## JAQUEZ AKINS (S)

Preseason All-OVC  
Phil Steele Preseason All-OVC first team  
Hero Sports Preseason OVC All-Conference

## JOHN BACHUS III (QB)

Phil Steele Preseason All-OVC third team  
2019-20 OVC Commissioner's Honor Roll

## COLTON DOWELL (WR/TE)

STATS Perform FCS Preseason All-America first team  
Hero Sports Preseason All-American second team  
Phil Steele FCS Preseason All-America third team  
Phil Steele Preseason All-OVC second team  
Preseason All-OVC  
Hero Sports Preseason OVC All-Conference  
2019-20 OVC Commissioner's Honor Roll

## KORBIN HARMON (DL)

Phil Steele Preseason All-OVC third team  
2019-20 OVC Commissioner's Honor Roll

## TYLER LARCO (K)

Stats Perform FCS National Special Teams Player of the Week (3/22)  
OVC Specialist of the Week (3/23)

## PEYTON LOGAN (RB)

Preseason All-OVC  
Phil Steele Preseason All-OVC (RB) first team  
Phil Steele Preseason All-OVC (All-Purpose) first team  
Hero Sports Preseason OVC All-Conference

## GAVIN OLSON (OL)

2019-20 OVC Commissioner's Honor Roll

## AUSTIN PICKETT (DL)

Preseason All-OVC  
Phil Steele Preseason All-OVC second team

## D'CARRIOUS STEPHENS (LB)

Phil Steele Preseason All-OVC third team

## DONNELL WILLIAMS (WR)

Phil Steele Preseason All-OVC third team

## RODNEY WILLIAMS II (WR)

Phil Steele Preseason All-OVC second team

## DRESSER WINN (QB/P)

OVC Specialist of the Week (3/2)

## TAKEEM YOUNG (S)

2019-20 OVC Commissioner's Honor Roll



## SKYHAWK MONEY PLAYS

NOTE: Money plays are defined as plays resulting in a first down or a touchdown.

MONEY RUSHERS	1st	TD	No.	Att
LOGAN, Peyton	10	1	11	53
BACHUS, John	4	1	5	11
WINN, Dresser	2	1	3	6
WALLACE, Zak	2	0	2	17
YOUNG, Lamarcus	2	0	2	14
TOTALS	20	3	23	105

1ST DOWN MONEY RUSHERS	1st	TD	No.	Att
LOGAN, Peyton	5	0	5	31
WINN, Dresser	1	1	2	2
YOUNG, Lamarcus	1	0	1	8
WALLACE, Zak	1	0	1	8
TOTALS	8	1	9	56

2ND DOWN MONEY RUSHERS	1st	TD	No.	Att
LOGAN, Peyton	4	1	5	20
BACHUS, John	0	1	1	3
TOTALS	4	2	6	36

3RD DOWN MONEY RUSHERS	1st	TD	No.	Att
BACHUS, John	3	0	3	3
WALLACE, Zak	1	0	1	4
YOUNG, Lamarcus	1	0	1	2
LOGAN, Peyton	1	0	1	2
TOTALS	6	0	6	11

4TH DOWN MONEY RUSHERS	1st	TD	No.	Att
BACHUS, John	1	0	1	1
WINN, Dresser	1	0	1	1
TOTALS	2	0	2	2

MONEY RECEPTIONS	1st	TD	No.	Att
DOWELL, Colton	13	1	13	24
WILLIAMS, Rodney	12	3	12	18
WILLIAMS, Donnell	11	2	11	14
ODOM, Marqwell	3	0	3	9
LOGAN, Peyton	3	0	3	15
YOUNG, Lamarcus	1	0	1	5
GRIGLIONE, Richie	0	1	1	1
HORTON, Jeremy	1	0	1	2
TOTALS	44	7	45	89

1ST DOWN MONEY RECEPTIONS	1st	TD	No.	Att
WILLIAMS, Donnell	4	0	4	6
WILLIAMS, Rodney	3	0	3	6
DOWELL, Colton	3	0	3	6
ODOM, Marqwell	1	0	1	5
TOTALS	11	0	11	30

2ND DOWN MONEY RECEPTIONS	1st	TD	No.	Att
DOWELL, Colton	6	1	6	8
WILLIAMS, Donnell	4	1	4	4
WILLIAMS, Rodney	4	2	4	5
YOUNG, Lamarcus	1	0	1	2
ODOM, Marqwell	1	0	1	2
LOGAN, Peyton	1	0	1	8
TOTALS	17	4	17	29

3RD DOWN MONEY RECEPTIONS	1st	TD	No.	Att
WILLIAMS, Rodney	5	1	5	7
DOWELL, Colton	3	0	3	9
WILLIAMS, Donnell	3	1	3	4
LOGAN, Peyton	2	0	2	3
ODOM, Marqwell	1	0	1	2
HORTON, Jeremy	1	0	1	1
GRIGLIONE, Richie	0	1	1	1
TOTALS	15	3	16	28

4TH DOWN MONEY RECEPTIONS	1st	TD	No.	Att
DOWELL, Colton	1	0	1	1
TOTALS	1	0	1	2

# SKYHAWK STARTERS



## GAME-BY-GAME STARTERS

Date	Opponent	QB	RB	WR	WR	FLEX	TE	LT	LG	C	RG	RT
2/28	at Murray State*	Bachus	Logan	Dowell	D. Williams	Horton	R. Williams	Shanahan	C. Jackson	Hatchie	Kirton	Olson
3/7	EASTERN ILLINOIS*	Bachus	Logan	Dowell	D. Williams	Horton	R. Williams	Shanahan	C. Jackson	Hatchie	Kirton	Olson
3/14	JACKSONVILLE STATE*	Bachus	Logan	Dowell	D. Williams	Horton	R. Williams	Shanahan	C. Jackson	Hatchie	Miller	Olson
3/21	at Austin Peay*	Bachus	Logan	Dowell	D. Williams	Wallace	Griglion	Shanahan	Reed	Hatchie	Birdyshaw	Olson
3/28	at Tennessee State*	-	-	-	-	-	-	-	-	-	-	-
4/3	SOUTHEAST MISSOURI*	-	-	-	-	-	-	-	-	-	-	-
4/11	TENNESSEE TECH*	-	-	-	-	-	-	-	-	-	-	-

Date	Opponent	JACK	DT	NT	DE	LB	LB	DB	DB	S	S	S
2/28	at Murray State*	Davis	Pickett	Bowdry	DuBose	Ford	Stephens	C. Jackson	Woods	Akins	T. Young	Sims
3/7	EASTERN ILLINOIS*	Landers	Pickett	Bowdry	DuBose	Ford	Stephens	C. Jackson	Woods	Akins	T. Young	Sims
3/14	JACKSONVILLE STATE*	Moton	Pickett	Bowdry	DuBose	Ford	Stephens	C. Jackson	Woods	Akins	T. Young	Sims
3/21	at Austin Peay*	Evans	Harmon	Bowdry	DuBose	Ford	Stephens	C. Jackson	Woods	Moton	T. Young	Sims
3/28	at Tennessee State*	-	-	-	-	-	-	-	-	-	-	-
4/3	SOUTHEAST MISSOURI*	-	-	-	-	-	-	-	-	-	-	-
4/11	TENNESSEE TECH*	-	-	-	-	-	-	-	-	-	-	-



## GAME-BY-GAME PARTICIPATION

#	Name	GP/GS	MUR	EIU	JSU	AP	TSU	SEMO	TTU	#	Name	GP/GS	MUR	EIU	JSU	AP	TSU	SEMO	TTU
25	ABDULLAH, Isaia	4/-	XXX	XXX	XXX	XXX				76	JACKSON, Chris	3/3	START	START	START	...			
17	AKINS, JaQuez	4/3	START	START	START	XXX				7	JACKSON, Chris	4/4	START	START	START	START			
87	APPLETON, Mitch	3/-	XXX	XXX	XXX	...				65	KIRTON, Alex	2/2	START	START	...	...			
18	BACHUS, John	4/4	START	START	START	START				24	LANDERS, Jamari	3/1	XXX	START	XXX	...			
9	BAKER, Oshae	2/-	...	XXX	...	XXX				49	LARCO, Tyler	4/-	XXX	XXX	XXX	XXX			
73	BIRDYSHAW, Cru	1/1	...	...	...	START				89	LAWRENCE, Deray	3/-	...	XXX	XXX	XXX			
26	BOHANNA, Dazeri	2/-	...	XXX	XXX	...				23	LOGAN, Peyton	4/4	START	START	START	START			
95	BOWDRY, Kameron	4/4	START	START	START	START				19	LUCAS, Jack	3/-	...	XXX	XXX	XXX			
84	BUTLER, Kevin	4/-	XXX	XXX	XXX	XXX				98	McNAIR, Traquan	4/-	XXX	XXX	XXX	XXX			
48	CLARK, Ryan	4/-	XXX	XXX	XXX	XXX				68	MILLER, Malcolm	4/1	XXX	XXX	START	XXX			
38	COOLEY, Jermain	4/-	XXX	XXX	XXX	XXX				6	MOSS, AJ	4/-	XXX	XXX	XXX	XXX			
91	DAVIS, Giovanni	4/1	START	XXX	XXX	XXX				22	MOTON, Wanya	3/2	XXX	...	START	START			
99	DAVIS, Kenyonte	4/-	XXX	XXX	XXX	XXX				67	NEEDHAM, Matthe	3/-	XXX	XXX	XXX	...			
55	DAVIS, Reed	3/1	...	XXX	XXX	START				13	ODOM, Marqwell	4/1	XXX	XXX	START	XXX			
34	DINZEY, Kareem	1/-	...	...	...	XXX				79	OLSON, Gavin	4/4	START	START	START	START			
92	DOTSON, Daylan	3/-	...	XXX	XXX	XXX				47	PICKETT, Austin	3/3	START	START	START	...			
15	DOWELL, Colton	4/4	START	START	START	START				40	POWERS, Brock	4/-	XXX	XXX	XXX	XXX			
45	DuBOSE, David	4/4	START	START	START	START				70	RICHARDS, Cade	1/-	...	...	XXX	...			
12	EVANS, Carson	4/1	XXX	XXX	XXX	START				66	SHANAHAN, Micha	4/4	START	START	START	START			
71	FLOYD, Brandon	1/-	...	...	XXX	...				35	SHIPP, Tevin	4/-	XXX	XXX	XXX	XXX			
10	FORD, John	4/4	START	START	START	START				30	SIMS, Deven	4/4	START	START	START	START			
37	GIBBS, Isaiah	3/-	...	XXX	XXX	XXX				86	SNYDER, Tanner	4/-	XXX	XXX	XXX	XXX			
88	GRIGLIONE, Rich	4/1	XXX	XXX	XXX	START				31	STEPHENS, D'Car	4/4	START	START	START	START			
28	GUY, Vincent	1/-	...	XXX	...	...				21	WALLACE, Zak	4/1	XXX	XXX	XXX	START			
8	HARMON, Korbin	4/1	XXX	XXX	XXX	START				11	WILLIAMS, Donne	4/4	START	START	START	START			
54	HATCHIE, Mattha	4/4	START	START	START	START				2	WILLIAMS, Rodne	4/3	START	START	START	XXX			
83	HENLEY, Andrew	1/-	...	...	XXX	...				3	WINN, Dresser	4/-	XXX	XXX	XXX	XXX			
10	HORTON, Jeremy	3/2	START	START	XXX	...				4	WOODS, Jay	4/4	START	START	START	START			
39	HOWARD, Xiere	3/-	...	XXX	XXX	XXX				29	YOUNG, Lamarcus	4/-	XXX	XXX	XXX	XXX			
1H	HOWELL, Stewart	1/-	...	...	...	XXX				3D	YOUNG, Takeem	4/4	START	START	START	START			
32	HUNTER, Chris	4/-	XXX	XXX	XXX	XXX													



## GAME-BY-GAME BREAKDOWN

Game	FINAL SCORE	SCORE BY QUARTER	FIRST DOWNS	RUSHING	PASSING	OFFENSE	PUNTING	FUMBLES	PENALTY	THIRD	TOTAL
		1 2 3 4 OT	RU PA PN TOT	ATT YDS TD	C-A-I YDS TD	ATT YDS	NO-AVG	NO-LOST	NO-YDS	DOWNS	TOP
Murray State	L, 14-10	0 3 0 7 0	9 3 1 13	30 110 1	15-31-2 100 0	61 210	7-299	2-1	7-53	3-13	26:48
Eastern Illinois	W, 28-15	7 14 7 0 0	2 16 1 19	27 57 0	26-38-1 269 3	65 326	4-116	3-1	5-55	8-15	29:28
Jacksonville State	L, 37-20	10 0 3 7 0	2 13 5 20	20 29 1	24-43-0 252 1	63 281	5-188	2-2	8-95	3-12	25:44
Austin Peay	W, 37-34	7 13 7 10 0	7 12 3 22	36 77 1	24-44-0 285 3	80 362	7-301	0-0	5-25	8-20	37:46
Tennessee State	-	- - - - -	- - - - -	- - - - -	- - - - -	- - - - -	- - - - -	- - - - -	- - - - -	- - - - -	- - - - -
Southeast Missouri	-	- - - - -	- - - - -	- - - - -	- - - - -	- - - - -	- - - - -	- - - - -	- - - - -	- - - - -	- - - - -
Tennessee Tech	-	- - - - -	- - - - -	- - - - -	- - - - -	- - - - -	- - - - -	- - - - -	- - - - -	- - - - -	- - - - -

# LAST TIME IT HAPPENED...

## - INDIVIDUAL -

Rushed for 100 yards -	109, Peyton Logan vs. Eastern Illinois, 10/19/19
Rushed for 200 yards -	234, Abou Toure at Murray State, 11/1/14
Rushed for 250+ yards -	272, Don Chapman at Southeast Missouri, 10/30/04
Had a 70-yard run -	79, Peyton Logan at Tennessee Tech, 10/12/19
Rushed for three TDs -	3, Abou Toure at Murray State, 11/1/14
Rushed for four TDs -	4, Brandyn Young vs. Eastern Illinois, 10/9/08
Passed for 300 yards -	331, John Bachus III at Tennessee Tech, 10/12/19
Passed for 400 yards -	420, Jarod Neal vs. Murray State, 10/24/15
Passed for 500 yards -	560, Derek Carr at Murray State, 10/13/12
Threw three TD passes -	3, John Bachus III at Austin Peay, 3/21/21
Threw five+ TD passes -	5, John Bachus III at Tennessee Tech, 10/12/19
Had 100 yards receiving -	107, Donnell Williams vs. No. 10 Jacksonville State, 3/14/21
Had 150 yards receiving -	198, Ben Axline vs. Austin Peay, 10/8/16
Had 200 yards receiving -	283, William Mackall vs. Troy State, 10/29/88
Had a 70-yard reception -	73, Colton Dowell at Tennessee Tech, 10/12/19
Caught three TD passes -	3, Jaylon Moore at No. 24 Austin Peay, 11/9/19
Returned outside kickoff for TD -	43, Tae Martin vs. Tennessee Tech, 9/24/16
Returned conventional kickoff for TD -	95, Peyton Logan at Eastern Kentucky, 10/21/17
Returned punt for TD -	65, Terry Williams vs. No. 18 Jacksonville State, 11/2/19
Returned punt at least 75 yards -	79, Londell Lee at Hawai'i, 9/10/16
Returned INT for TD -	50, John Ford vs. Eastern Illinois, 3/7/21
Returned a fumble for TD -	44, TJ Jefferson at Eastern Kentucky, 10/5/19
Made three+ FGs -	3, Tyler Larco at Austin Peay, 3/21/21
Made a 50-yard FG -	50, Ryan Courtright at No. 24 Austin Peay, 11/9/19
Punt 55 yards or longer -	58, Dresser Winn at Murray State, 2/28/21
Had 10-14 tackles -	12, Deven Sims vs. No. 10 Jacksonville State, 3/14/21
Had 15+ tackles -	15, James Gilleylen vs. Tennessee Tech, 11/10/18
Multi-Sacks -	1.5, Cecil Cherry at No. 24 Southeast Missouri, 10/26/19
Multi-Forced fumbles -	2, Kevin Prather, Jr. at No. 24 Eastern Illinois, 11/5/12
Multi-Interceptions -	2, Wayne Moton vs. Northwestern State, 8/29/19

## - TEAM -

Shutout an opponent -	24-0 at Tennessee Tech, 11/18/18
Shutout consecutive opponents -	3, vs. Milliken, SEMO and Jacksonville State, 1967
Rushed for more than 300 yards -	364 vs. Eastern Kentucky, 10/29/16
Rushed for more than 400 yards -	402 at Murray State, 11/1/14
Passed for more than 300 yards -	331 at Tennessee Tech, 10/12/19
Passed for more than 400 yards -	420 vs. Murray State, 10/24/15
Passed for more than 500 yards -	560 at Murray State, 10/13/12
Had more than 500 yards total off. -	553 at Tennessee Tech, 10/12/19
Had more than 600 yards total off. -	661 vs. Murray State, 10/24/15
Scored 50 points -	55 at Tennessee Tech, 10/12/19
Scored 60 points -	84 vs. Bacone, 9/17/16
Scored 70 points -	84 vs. Bacone, 9/17/16
Failed to rush for 100 yards -	77 at Austin Peay, 3/21/21
Failed to pass for 100 yards -	67 at Tennessee State, 10/18/14
Held opponent to < 100 yards rushing -	59 vs. Eastern Illinois, 3/7/21
Held opponent to < 100 yards passing -	99 at Southern Illinois, 9/14/19
Held opponent to < 100 yards total off. -	74 vs. Iowa Wesleyan, 9/3/09
Held opponent to < 200 yards total off. -	184 at Tennessee Tech, 11/18/18
Held opponent without a TD -	vs. Clarion, 8/31/17
Scored a safety -	at Tennessee State, 10/1/16 (Intentional Grounding Penalty)
Committed no turnovers -	at Austin Peay, 3/21/21
Forced opponent into five turnovers -	5 vs. Eastern Illinois, 10/28/17
Never had to punt -	at Tennessee State, 10/1/16
Blocked a punt -	Julian Crutchfield at Tennessee Tech, 10/12/19
Returned blocked punt for TD -	Devonte Howard vs. No. 20 Tennessee State, 9/24/17
Blocked a field goal -	Kameron Bowdry at Murray State, 2/28/21
Returned blocked FG for TD -	87, Jordan Landry at Austin Peay, 10/17/15
Blocked two+ field goals -	2 vs. Tennessee State, 10/10/15
Blocked FGs in consecutive weeks -	1 at SEMO, 11/4/17; 1 vs. No. 2 Jacksonville St, 11/11/17
Blocked a PAT -	Daylan Dotson at Austin Peay, 3/21/21
Returned PAT for 2 pts -	Thad Williams vs. Eastern Illinois, 10/6/12
Scored 2-pt conversion -	Joe Hudson at No. 10 Jacksonville State, 11/3/18
Recovered on-side kick (kicking team) -	vs. Chattanooga, 9/15/18
Recovered on-side kick (receiving team) -	vs. Tennessee Tech, 9/24/16
Two w/ 100 yards rushing -	DJ McNeil/Trent Garland at Chattanooga, 8/29/13
Two w/ 100 yards passing -	Jarod Neal/Dylan Favre vs. Eastern Kentucky, 9/20/14
Two w/ 100 yards receiving -	Caylon Weathers/William Tanner at Eastern Kentucky, 11/7/15
Won OT game -	vs. Tennessee Tech (W, 30-23 OT), 10/4/03
Lost OT game -	at Eastern Illinois (L, 24-21 OT), 10/20/18
Rallied from down 14 to win -	Down 14 (3x in one game) vs. Murray State, 10/24/15
Beat ranked FCS opponent -	vs. No. 18 Jacksonville State, 11/2/19
Beat FCS team ranked in top 15 -	at No. 15 Chattanooga, 9/16/17
Beat FBS opponent -	at Memphis (20-17), 9/1/12
Last time ranked in the STATS Top 25 -	No. 18, 9/23/17
Last time ranked in the Coaches Poll Top 25 -	No. 21, 9/23/17

## - INDIVIDUAL -

Rushed for 100 yards -	118, Kentel Williams at No. 24 Austin Peay, 11/9/19
Rushed for 200 yards -	207, Arkee Whitlock at Southern Illinois, 11/25/06
Rushed for 250+ yards -	298, Kory Chapman at Jacksonville State, 10/11/03
Had a 70-yard run -	70, Eugene Brazley at Ole Miss, 9/5/15
Rushed for three TDs -	3, Kentel Williams at No. 24 Austin Peay, 11/9/19
Rushed for four TDs -	5, Alex Collins at Arkansas, 10/31/15
Passed for 300 yards -	305, Draylen Ellis at Austin Peay, 3/21/21
Passed for 400 yards -	489, Shea Patterson at Ole Miss, 9/9/17
Passed for 500 yards -	537, Casey Brockman at Murray State, 10/13/12
Threw three TD passes -	3, Draylen Ellis at Austin Peay, 3/21/21
Threw five+ TD passes -	5, Brent Stockstill at Middle Tennessee, 9/8/18
Had 100 yards receiving -	107, Deangelo Wilson at Austin Peay, 3/21/21
Had 150 yards receiving -	171, Emanuel Hall at Missouri, 9/1/18
Had 200 yards receiving -	225, Adam Drake vs. Eastern Illinois, 11/23/13
Had a 70-yard reception -	83, Dequan Dallas at Murray State, 2/28/21
Caught three TD passes -	3, Marcus Kemp at Hawai'i, 9/10/16
Returned outside kickoff for TD -	N/A
Returned conventional kickoff for TD -	96, DeVon Johnson vs. No. 20 Tennessee State, 9/24/17
Returned punt for TD -	35, Wayne Parks at Middle Tennessee, 9/8/18
Returned punt at least 75 yards -	91, Dontrell Johnson at Murray State, 9/25/10
Returned INT for TD -	32, Omarick Douglas at No. 24 Southeast Missouri, 10/26/19
Returned a fumble for TD -	51, Raymond Crittenden vs. Eastern Illinois, 10/19/19
Made three+ FGs -	3, Nick Madonia vs. Tennessee Tech, 9/24/16
Made a 50-yard FG -	54/57, Lane Clark at Tennessee State, 10/1/16
Punt 55 yards or longer -	58, Kaleb Mosley vs. Tennessee State, 11/16/19
Had 10-14 tackles -	10, Wesley Bush at Middle Tennessee, 9/8/18
Had 15+ tackles -	18, Anthony Koclanakis vs. Murray State, 9/28/19
Multi-Sacks -	1.5, Josh Avery at No. 24 Southeast Missouri, 10/26/19
Multi-Forced fumbles -	N/A
Multi-Interceptions -	2, BJ Clay at Georgia State, 10/22/16

## - TEAM -

Shutout an opponent -	45-0 at No. 11 Florida, 9/7/19
Shutout consecutive opponents -	2, at Eastern Kentucky and Samford, 1993
Rushed for more than 300 yards -	338, at Ole Miss, 9/5/15
Rushed for more than 400 yards -	at Jacksonville State, 10/11/03
Passed for more than 300 yards -	313 at Eastern Kentucky, 10/5/19
Passed for more than 400 yards -	489, at Ole Miss, 9/9/17
Passed for more than 500 yards -	501, vs. Eastern Illinois, 11/23/13
Had more than 500 yards total off. -	543 at No. 11 Florida, 9/7/19
Had more than 600 yards total off. -	662, at Ole Miss, 9/5/15
Scored 50 points -	63 at Arkansas, 10/31/15
Scored 60 points -	63 at Arkansas, 10/31/15
Scored 70 points -	76 at Ole Miss, 9/5/15
Failed to rush for 100 yards -	85 at No. 24 Southeast Missouri, 10/26/19
Failed to pass for 100 yards -	96 at Southern Illinois, 9/14/19
Held Skyhawks to fewer than 100 yards rushing -	77 at Austin Peay, 3/21/21
Held Skyhawks to fewer than 100 yards passing -	67 at Tennessee State, 10/18/14
Held Skyhawks without a TD -	at No. 11 Florida, 9/7/19
Scored a safety -	vs. Eastern Illinois (Blocked Punt through endzone), 3/7/21
Committed no turnovers -	0 at No. 11 Florida, 9/7/19
Forced opponent into five turnovers -	5 at Kentucky, 8/30/14
Never had to punt -	at Tennessee Tech, 11/21/02
Blocked a punt -	DeAirious Smith vs. Eastern Illinois, 3/7/21
Returned blocked punt for TD -	0, Taylor Lanigan vs. Murray State, 9/25/10
Blocked a field goal -	Omarick Douglas at No. 24 Southeast Missouri, 10/26/19
Blocked a PAT -	Robert Knowles vs. Eastern Kentucky, 9/29/12
Attempted 2-pt conversion -	vs. Eastern Illinois, 3/7/21
Rallied from down 14 to win -	14 at Southern Illinois, 9/14/19



# TEAM GAME HIGHS AND LOWS

	UT MARTIN		OPPONENT	
	HIGH	LOW	HIGH	LOW
• Rushes	36 at Austin Peay (3/21)	20 vs. #10 Jacksonville State (3/14)	53 vs. #10 Jacksonville State (3/14)	25 vs. Eastern Illinois (3/7)
• Rushing Yards	110 at Murray State (2/28)	29 vs. #10 Jacksonville State (3/14)	212 vs. #10 Jacksonville State (3/14)	59 vs. Eastern Illinois (3/7)
• Yards Per Rush	3.7 at Murray State (2/28)	1.5 vs. #10 Jacksonville State (3/14)	4.0, 2x, at Austin Peay (3/21)	2.4 vs. Eastern Illinois (3/7)
• Rushing Touchdowns	1, 3x, at Austin Peay (3/21)	0 vs. Eastern Illinois (3/7)	2 vs. #10 Jacksonville State (3/14)	0 vs. Eastern Illinois (3/7)
• Pass Attempts	44 at Austin Peay (3/21)	31 at Murray State (2/28)	49 vs. Eastern Illinois (3/7)	22 at Murray State (2/28)
• Pass Completions	26 vs. Eastern Illinois (3/7)	15 at Murray State (2/28)	26 vs. Eastern Illinois (3/7)	10 at Murray State (2/28)
• Passing Yards	285 at Austin Peay (3/21)	100 at Murray State (2/28)	305 at Austin Peay (3/21)	152 at Murray State (2/28)
• Yards Per Pass	7.1 vs. Eastern Illinois (3/7)	3.2 at Murray State (2/28)	10.8 vs. #10 Jacksonville State (3/14)	5.7 vs. Eastern Illinois (3/7)
• Passing Touchdowns	3, 2x, at Austin Peay (3/21)	1 vs. #10 Jacksonville State (3/14)	4 at Austin Peay (3/21)	1 at Murray State (2/28)
• Total Plays	80 at Austin Peay (3/21)	61 at Murray State (2/28)	74 vs. Eastern Illinois (3/7)	64 at Austin Peay (3/21)
• Yards Per Play	5.0 vs. Eastern Illinois (3/7)	3.4 at Murray State (2/28)	6.8 at Austin Peay (3/21)	4.6 vs. Eastern Illinois (3/7)
• Points	37 at Austin Peay (3/21)	10 at Murray State (2/28)	37 vs. #10 Jacksonville State (3/14)	14 at Murray State (2/28)
• Sacks	3 at Austin Peay (3/21)	1 at Murray State (2/28)	4 at Austin Peay (3/21)	0 vs. Eastern Illinois (3/7)
• Penalties	8 vs. #10 Jacksonville State (3/14)	5, 2x, at Austin Peay (3/21)	12 vs. #10 Jacksonville State (3/14)	5 vs. Eastern Illinois (3/7)
• Penalty Yards	95 vs. #10 Jacksonville State (3/14)	25 at Austin Peay (3/21)	129 vs. #10 Jacksonville State (3/14)	40 vs. Eastern Illinois (3/7)
• Turnovers	3 at Murray State (2/28)	0 at Austin Peay (3/21)	1, 3x, vs. #10 Jacksonville State (3/14)	0 at Austin Peay (3/21)
• Interceptions	2 at Murray State (2/28)	0, 2x, at Austin Peay (3/21)	1 vs. Eastern Illinois (3/7)	0, 2x, at Austin Peay (3/21)
• Punts	7, 2x, at Austin Peay (3/21)	4 vs. Eastern Illinois (3/7)	7 at Murray State (2/28)	3 vs. Eastern Illinois (3/7)
• Punt Average	43.0 at Austin Peay (3/21)	29.0 vs. Eastern Illinois (3/7)	43.0 vs. Eastern Illinois (3/7)	32.0 at Austin Peay (3/21)
• Long Punt	67 at Austin Peay (3/21)	25 at Murray State (2/28)	64 at Murray State (2/28)	12 at Austin Peay (3/21)
• Punts Inside 20	3 at Murray State (2/28)	3 at Murray State (2/28)	2, 2x, vs. #10 Jacksonville State (3/14)	1 vs. Eastern Illinois (3/7)
• Long Punt Return	2 vs. Eastern Illinois (3/7)	2 vs. Eastern Illinois (3/7)	23 vs. Eastern Illinois (3/7)	-2 at Murray State (2/28)

# INDIVIDUAL GAME HIGHS

	UT MARTIN	OPPONENT
• Rushes	17, Peyton Logan at Austin Peay (3/21)	18, Pat Jackson vs. #10 Jacksonville State (3/14)
• Rushing Yards	91, Peyton Logan at Murray State (2/28)	105, Ahmaad Tanner at Austin Peay (3/21)
• Rushing Touchdowns	1, 3x, last by Peyton Logan at Austin Peay (3/21)	1, 4x, last by Ahmaad Tanner at Austin Peay (3/21)
• Longest Rush	34, Peyton Logan at Murray State (2/28)	30, Ahmaad Tanner at Austin Peay (3/21)
• Pass Completions	24, 2x, last by John Bachus III vs. #10 Jacksonville State (3/14)	26, Harry Woodbery vs. Eastern Illinois (3/7)
• Pass Attempts	43, John Bachus III vs. #10 Jacksonville State (3/14)	49, Harry Woodbery vs. Eastern Illinois (3/7)
• Passing Yards	259, 2x, last by John Bachus III at Austin Peay (3/21)	305, Draylen Ellis at Austin Peay (3/21)
• Passing TDs	3, 2x, last by John Bachus III at Austin Peay (3/21)	4, Draylen Ellis at Austin Peay (3/21)
• Longest Pass	44, John Bachus III at Austin Peay (3/21)	83, Preston Rice at Murray State (2/28)
• Receptions	8, Rodney Williams II vs. Eastern Illinois (3/7)	5, 4x, last by Dave Russell vs. #10 Jacksonville State (3/14)
• Receiving Yards	108, Donnell Williams vs. #10 Jacksonville State (3/14)	111, Dequan Dallas at Murray State (2/28)
• Receiving TDs	2, Rodney Williams II vs. Eastern Illinois (3/7)	2, Eugene Minter at Austin Peay (3/21)
• Longest Rec.	44, Donnell Williams at Austin Peay (3/21)	83, Dequan Dallas at Murray State (2/28)
• Field Goals	3, Tyler Larco at Austin Peay (3/21)	1, Alen Karajic vs. #10 Jacksonville State (3/14)
• Longest Field Goal	46, Tyler Larco at Austin Peay (3/21)	25, Alen Karajic vs. #10 Jacksonville State (3/14)
• Punts	7, 2x, Dresser Winn at Austin Peay (3/21)	6, Matthew Rigney at Austin Peay (3/21)
• Punting Average	43.0, Dresser Winn at Austin Peay (3/21)	43.0, Stone Galloway vs. Eastern Illinois (3/7)
• Long Punt	67, Dresser Winn at Austin Peay (3/21)	64, Aaron Baum at Murray State (2/28)
• Punts Inside 20	3, Dresser Winn at Murray State (2/28)	2, Jack Dawson vs. #10 Jacksonville State (3/14)
• Long Punt Return	2, Marqwell Odom vs. Eastern Illinois (3/7)	23, DeAirious Smith vs. Eastern Illinois (3/7)
• Long Kickoff Return	26, Lamarcus Young at Austin Peay (3/21)	53, Matt Judd vs. Eastern Illinois (3/7)
• Tackles	12, Deven Sims vs. #10 Jacksonville State (3/14)	9, Harris/Clark vs. #10 Jacksonville State (3/14)
• Sacks	1.0, 3x, last by Bowdry/Hunter at Austin Peay (3/21)	2.0, Matthew Gayle at Austin Peay (3/21)
• Tackles for Loss	2.0, JaQuez Akins at Murray State (2/28)	2.0, 3x, last by Matthew Gayle at Austin Peay (3/21)
• Interceptions	1, John Ford vs. Eastern Illinois (3/7)	1, 3x, last by Dytarious Johnson vs. Eastern Illinois (3/7)

# TEAM STATISTICS

Date	Opponent	Site	Result	Attendance	Top Rusher	Top Passer	Top Receiver	Top Tackler
Feb. 28	at Murray State*	Murray, Ky.	L, 14-10	2,528	Logan (15-91-0)	Bachus (12-26-81-0)	Dowell (7-61-0)	Sims/Ford (7)
March 7	vs. Eastern Illinois*	Martin, Tenn.	W, 28-15	1,500	Logan (13-41-0)	Bachus (24-36-259-3)	R. Williams (8-95-2)	C. Jackson/Sims (9)
March 14	vs. #10 Jacksonville State*	Martin, Tenn.	L, 37-20	1,500	Logan (8-34-0)	Bachus (24-43-252-1)	D. Williams (7-108-0)	Sims (12)
March 21	at Austin Peay*	Clarksville, Tenn.	W, 37-34	1,530	Logan (17-82-1)	Bachus (19-36-259-3)	Dowell (6-77-0)	Sims/Ford (8)

TEAM STATISTICS	UTM	OPP
SCORING	95	100
Points Per Game	23.8	25.0
Points Off Turnovers	17	14
FIRST DOWNS	74	76
Rushing	20	34
Passing	44	33
Penalty	10	9
RUSHING YARDAGE	273	580
Yards gained rushing	403	690
Yards lost rushing	130	110
Rushing Attempts	113	156
Average Per Rush	2.4	3.7
Average Per Game	68.2	145.0
TDs Rushing	3	4
PASSING YARDAGE	906	951
Comp-Att-Int	89-156-3	63-122-1
Average Per Pass	5.8	7.8
Average Per Catch	10.2	15.1
Average Per Game	226.5	237.8
TDs Passing	7	10
TOTAL OFFENSE	1179	1531
Total Plays	269	278
Average Per Play	4.4	5.5
Average Per Game	294.8	382.8
KICK RETURNS: #-Yards	8-104	9-169
PUNT RETURNS: #-Yards	1-2	5-38
INT RETURNS: #-Yards	1-50	3-7
KICK RETURN AVERAGE	13.0	18.8
PUNT RETURN AVERAGE	2.0	7.6
INT RETURN AVERAGE	50.0	2.3
FUMBLES-LOST	7-4	2-2
PENALTIES-Yards	25-228	30-266
Average Per Game	57.0	66.5
PUNTS-Yards	23-904	20-760
Average Per Punt	39.3	38.0
Net punt average	36.8	37.9
KICKOFFS-Yards	21-945	18-857
Average Per Kick	45.0	47.6
Net kick average	35.8	39.1
TIME OF POSSESSION/Game	29:57	30:03
3RD-DOWN Conversions	22/60	22/61
3rd-Down Pct	37%	36%
4TH-DOWN Conversions	3/5	3/11
4th-Down Pct	60%	27%
SACKS BY-Yards	7-53	8-83
MISC YARDS	0	0
TOUCHDOWNS SCORED	11	14
FIELD GOALS-ATTEMPTS	6-7	1-5
ON-SIDE KICKS	0-0	1-1
RED-ZONE SCORES	(13-16) 81%	(9-12) 75%
RED-ZONE TOUCHDOWNS	(9-16) 56%	(8-12) 67%
PAT-ATTEMPTS	(11-11) 100%	(11-13) 85%
ATTENDANCE	3000	4058
Games/Avg Per Game	2/1500	2/2029
Neutral Site Games		0/0

Score by Quarter	1st	2nd	3rd	4th	Total
UT Martin	24	30	17	24	95
Opponents	14	40	21	25	100

RUSHING

Name	GP	Att	Gain	Loss	Net	Avg	TD	Long	Avg/G
LOGAN, Peyton	4	53	255	7	248	4.7	1	34	62.0
WALLACE, Zak	4	17	40	19	21	1.2	0	10	5.2
WINN, Dresser	4	8	38	22	16	2.0	1	27	4.0
YOUNG, Lamarcus	4	14	30	14	16	1.1	0	13	4.0
ODOM, Marqwell	4	1	5	0	5	5.0	0	5	1.2
TEAM	4	2	0	2	-2	-1.0	0	0	-0.5
HOWELL, Stewart	1	2	2	10	-8	-4.0	0	2	-8.0
BACHUS, John	4	16	33	56	-23	-1.4	1	7	-5.8
Total.....	4	113	403	130	273	2.4	3	34	68.2
Opponents.....	4	156	690	110	580	3.7	4	30	145.0

PASSING

Name	GP	Rating	Comp-Att-Int	Pct	Yds	TD	Lng	Avg/G
BACHUS, John	4	119.56	80-141-3	56.7	851	7	44	212.8
WINN, Dresser	4	77.45	6-11-0	54.5	30	0	11	7.5
HOWELL, Stewart	1	127.50	3-4-0	75.0	25	0	12	25.0
Total.....	4	116.80	89-156-3	57.1	906	7	44	226.5
Opponents.....	4	142.53	63-122-1	51.6	951	10	83	237.8

RECEIVING

Name	GP	Rec	Yds	Avg	TD	Long	Avg/G
DOWELL, Colton	4	24	242	10.1	1	36	60.5
WILLIAMS, Rodney	4	18	213	11.8	3	21	53.2
LOGAN, Peyton	4	15	73	4.9	0	11	18.2
WILLIAMS, Donnell	4	14	259	18.5	2	44	64.8
ODOM, Marqwell	4	9	54	6.0	0	11	13.5
YOUNG, Lamarcus	4	5	44	8.8	0	22	11.0
HORTON, Jeremy	3	2	15	7.5	0	12	5.0
GRIGLIONE, Richie	4	1	3	3.0	1	3	0.8
WALLACE, Zak	4	1	3	3.0	0	3	0.8
Total.....	4	89	906	10.2	7	44	226.5
Opponents.....	4	63	951	15.1	10	83	237.8

# INDIVIDUAL STATISTICS

## PUNT RETURNS

Name	Ret	Yds	Avg	TD	Long
ODOM, Marqwell	1	2	2.0	0	2
<b>Total.....</b>	<b>1</b>	<b>2</b>	<b>2.0</b>	<b>0</b>	<b>2</b>
<b>Opponents.....</b>	<b>5</b>	<b>38</b>	<b>7.6</b>	<b>0</b>	<b>19</b>

## KICKOFF RETURNS

Name	Ret	Yds	Avg	TD	Long
LOGAN, Peyton	2	22	11.0	0	20
BUTLER, Kevin	2	36	18.0	0	22
YOUNG, Lamarcus	2	41	20.5	0	26
HUNTER, Chris	1	5	5.0	0	5
DOWELL, Colton	1	0	0.0	0	0
<b>Total.....</b>	<b>8</b>	<b>104</b>	<b>13.0</b>	<b>0</b>	<b>26</b>
<b>Opponents.....</b>	<b>9</b>	<b>169</b>	<b>18.8</b>	<b>0</b>	<b>53</b>

## FUMBLE RETURNS

Name	Ret	Yds	Avg	TD	Long
	0	0	0	0	0
<b>Total.....</b>	<b>0</b>	<b>0</b>	<b>0.0</b>	<b>0</b>	<b>0</b>
<b>Opponents.....</b>	<b>0</b>	<b>0</b>	<b>0.0</b>	<b>0</b>	<b>0</b>

## INTERCEPTIONS

Name	No.	Yds	Avg	TD	Long
FORD, John	1	50	50.0	1	50
<b>Total.....</b>	<b>1</b>	<b>50</b>	<b>50.0</b>	<b>1</b>	<b>50</b>
<b>Opponents.....</b>	<b>3</b>	<b>7</b>	<b>2.3</b>	<b>0</b>	<b>7</b>

## PUNTING

Name	Punts	Yds	Avg	Lg	TB	FC	I20	50+	Blkd
WINN, Dresser	22	904	41.1	67	1	9	6	5	0
TEAM	1	0	0.0	0	0	0	0	0	1
<b>Total.....</b>	<b>23</b>	<b>904</b>	<b>39.3</b>	<b>67</b>	<b>1</b>	<b>9</b>	<b>6</b>	<b>5</b>	<b>1</b>
<b>Opponents.....</b>	<b>20</b>	<b>760</b>	<b>38.0</b>	<b>64</b>	<b>0</b>	<b>12</b>	<b>5</b>	<b>2</b>	<b>0</b>

## KICKOFFS

Name	No.	Yds	Avg	TB	OB	Retn	Net	YdLn
LARCO, Tyler	19	848	44.6	1	1			
WINN, Dresser	1	57	57.0	0	0			
CLARK, Ryan	1	40	40.0	0	0			
<b>Total.....</b>	<b>21</b>	<b>945</b>	<b>45.0</b>	<b>1</b>	<b>1</b>	<b>169</b>	<b>35.8</b>	<b>29</b>
<b>Opponents.....</b>	<b>18</b>	<b>857</b>	<b>47.6</b>	<b>2</b>	<b>0</b>	<b>104</b>	<b>39.1</b>	<b>25</b>

## FIELD GOALS

Name	FGM-FGA	Pct	01-19	20-29	30-39	40-49	50-99	Lg
LARCO, Tyler	6-7	85.7	0-0	2-2	2-3	2-2	0-0	46

## FIELD GOAL SEQUENCE BY GAME

	UT Martin	Opponents
Murray St.	[34]	45,37
Eastern Illinois	-	53
Jacksonville State	[21],38,[21]	38,[25]
Austin Peay	[30],[41],[46]	-

Numbers in (parentheses) indicate field goal was made.

## SCORING

Name	TD	FGs	PAT Kick	PAT Rush	PAT Rcv	PAT Pass	PAT DXP	Saf	Pts
LARCO, Tyler	0	6-7	11-11	0-0	0	0-0	0	0	29
WILLIAMS, Rodney	3	0-0	0-0	0-0	0	0-0	0	0	18
WILLIAMS, Donnell	2	0-0	0-0	0-0	0	0-0	0	0	12
BACHUS, John	1	0-0	0-0	0-0	0	0-0	0	0	6
WINN, Dresser	1	0-0	0-0	0-0	0	0-0	0	0	6
FORD, John	1	0-0	0-0	0-0	0	0-0	0	0	6
DOWELL, Colton	1	0-0	0-0	0-0	0	0-0	0	0	6
GRIGLIONE, Richie	1	0-0	0-0	0-0	0	0-0	0	0	6
LOGAN, Peyton	1	0-0	0-0	0-0	0	0-0	0	0	6
<b>Total.....</b>	<b>11</b>	<b>6-7</b>	<b>11-11</b>	<b>0-0</b>	<b>0</b>	<b>0-0</b>	<b>0</b>	<b>0</b>	<b>95</b>
<b>Opponents.....</b>	<b>14</b>	<b>1-5</b>	<b>11-13</b>	<b>0-0</b>	<b>0</b>	<b>0-1</b>	<b>0</b>	<b>1</b>	<b>100</b>

## ALL-PURPOSE

Name	GP	Rush	Rec	PR	KR	IR	Tot	Avg/G
LOGAN, Peyton	4	248	73	0	22	0	343	85.8
WILLIAMS, Donnell	4	0	259	0	0	0	259	64.8
DOWELL, Colton	4	0	242	0	0	0	242	60.5
WILLIAMS, Rodney	4	0	213	0	0	0	213	53.2
YOUNG, Lamarcus	4	16	44	0	41	0	101	25.2
ODOM, Marqwell	4	5	54	2	0	0	61	15.2
FORD, John	4	0	0	0	0	50	50	12.5
BUTLER, Kevin	4	0	0	0	36	0	36	9.0
WALLACE, Zak	4	21	3	0	0	0	24	6.0
WINN, Dresser	4	16	0	0	0	0	16	4.0
HORTON, Jeremy	3	0	15	0	0	0	15	5.0
HUNTER, Chris	4	0	0	0	5	0	5	1.2
GRIGLIONE, Richie	4	0	3	0	0	0	3	0.8
TEAM	4	-2	0	0	0	0	-2	-0.5
HOWELL, Stewart	1	-8	0	0	0	0	-8	-8.0
BACHUS, John	4	-23	0	0	0	0	-23	-5.8
<b>Total.....</b>	<b>4</b>	<b>273</b>	<b>906</b>	<b>2</b>	<b>104</b>	<b>50</b>	<b>1335</b>	<b>333.8</b>
<b>Opponents.....</b>	<b>4</b>	<b>580</b>	<b>951</b>	<b>38</b>	<b>169</b>	<b>7</b>	<b>1745</b>	<b>436.2</b>

## TOTAL OFFENSE

Name	GP	Plays	Rush	Pass	Tot	Avg/G
BACHUS, John	4	157	-23	851	828	207.0
LOGAN, Peyton	4	53	248	0	248	62.0
WINN, Dresser	4	19	16	30	46	11.5
WALLACE, Zak	4	17	21	0	21	5.2
HOWELL, Stewart	1	6-8	25	17	17.0	
YOUNG, Lamarcus	4	14	16	0	16	4.0
ODOM, Marqwell	4	15	0	5	1.2	
TEAM	4	2-2	0	-2	-0.5	
<b>Total.....</b>	<b>4</b>	<b>269</b>	<b>273</b>	<b>906</b>	<b>1179</b>	<b>294.8</b>
<b>Opponents.....</b>	<b>4</b>	<b>278</b>	<b>580</b>	<b>951</b>	<b>1531</b>	<b>382.8</b>



# DEFENSIVE STATISTICS

## SEASON STATISTICS

No.	Player	GP-GS	ST	AT	TT	TFL	Sacks	Int	PBU	QBH	FR-Yds	FF	Blk	Saf
30	SIMS, Deven	4-4	17	19	36	4.0-12	1.0-5	.	4	2	.	.	.	.
1D	FORD, John	4-4	14	14	28	0.5-0	.	1-50	1	.	.	.	.	.
17	AKINS, JaQuez	4-3	13	8	21	2.5-10	.	.	3	1	1-0	1	.	.
95	BOWDRY, Kameron	4-4	5	12	17	3.0-12	2.0-10	.	.	1	.	.	1	.
7	JACKSON, Chrishun	4-4	8	9	17	1.0-5	.	.	2	.	.	.	.	.
4	WOODS, Jay	4-4	12	4	16	.	.	.	6	.	1-0	.	.	.
3D	YOUNG, Takeem	4-4	10	6	16	3.5-2	.	.	4	.	.	.	.	.
32	HUNTER, Chris	4-0	6	7	13	3.5-24	1.5-14	.	.	1	.	.	.	.
31	STEPHENS, D'Carrious	4-4	9	3	12	2.0-4	.	.	1	1	.	.	.	.
47	PICKETT, Austin	3-3	4	8	12	1.5-3	.	.	.	.	.	.	.	.
35	SHIPP, Tevin	4-0	5	7	12	1.0-2	.	.	.	1	.	.	.	.
8	HARMON, Korbin	4-1	3	8	11	1.5-7	0.5-4	.	1	1	.	.	1	.
91	DAVIS, Giovanni	4-1	4	5	9	3.5-11	1.0-6	.	.	.	.	.	.	.
22	MOTON, Wanya	3-2	4	4	8	0.5-0	.	.	1	1	.	.	.	.
45	DuBOSE, David	4-4	1	6	7	1.0-4	.	.	.	1	.	.	.	.
24	LANDERS, Jamarius	3-1	3	2	5	1.5-5	.	.	.	4	.	.	.	.
12	EVANS, Carson	4-1	3	1	4	.	.	.	1	.	.	.	.	.
99	DAVIS, Kenyonte	4-0	1	2	3	.	.	.	.	.	.	.	.	.
6	MOSS, AJ	4-0	2	1	3	.	.	.	.	.	.	.	.	.
92	DOTSON, Daylan	3-0	.	3	3	0.5-1	.	.	.	.	.	.	1	.
39	HOWARD, Xiere	3-0	1	2	3	.	.	.	.	.	.	.	.	.
28	GUY, Vincent	1-0	1	1	2	.	.	.	.	.	.	.	.	.
98	McNAIR, Traquan	4-0	.	2	2	.	.	.	.	.	.	.	.	.
2	WILLIAMS, Rodney	4-3	2	.	2	.	.	.	.	.	.	.	.	.
15	DOWELL, Colton	4-4	.	2	2	.	.	.	.	.	.	.	.	.
13	ODOM, Marqwell	4-1	1	1	2	.	.	.	.	.	.	.	.	.
19	LUCAS, Jack	3-0	.	1	1	.	.	.	.	.	.	.	.	.
9	BAKER, Oshae	2-0	1	.	1	.	.	.	.	.	.	.	.	.
26	BOHANNA, Dazerius	2-0	1	.	1	.	.	.	.	.	.	.	.	.
21	WALLACE, Zak	4-1	.	1	1	.	.	.	.	.	.	.	.	.
TM	TEAM	4-0	1	.	1	.	.	.	.	.	.	1	.	.
38	COOLEY, Jermain	4-0	.	1	1	.	.	.	.	.	.	.	.	.
<b>Total.....</b>		<b>4-0</b>	<b>132</b>	<b>140</b>	<b>272</b>	<b>31-102</b>	<b>7-53</b>	<b>1-50</b>	<b>24</b>	<b>14</b>	<b>2-0</b>	<b>2</b>	<b>3</b>	<b>.</b>
<b>Opponents.....</b>		<b>4-0</b>	<b>111</b>	<b>148</b>	<b>259</b>	<b>27.0-118</b>	<b>8-83</b>	<b>3-7</b>	<b>10</b>	<b>28</b>	<b>4-0</b>	<b>6</b>	<b>1</b>	<b>1</b>

## TOTAL TACKLES GAME-BY-GAME

Name	UA-A	TOTAL	MSU	EIU	JSU	APSU
SIMS, Deven	17-19	36	5-2	3-6	4-8	5-3
FORD, John	14-14	28	4-3	1-4	7-1	2-6
AKINS, JaQuez	13-8	21	5-1	3-3	3-4	2-0
BOWDRY, Kameron	5-12	17	3-1	1-3	0-5	1-3
JACKSON, Chrish	8-9	17	2-1	3-6	3-1	0-1
YOUNG, Takeem	10-6	16	1-0	4-2	3-3	2-1
WOODS, Jay	12-4	16	4-2	1-0	3-2	4-0
HUNTER, Chris	6-7	13	1-1	1-1	1-5	3-0
PICKETT, Austin	4-8	12	3-3	1-1	0-4	DNP
SHIPP, Tevin	5-7	12	1-0	1-2	1-5	2-0
STEPHENS, D'Car	9-3	12	2-1	6-0	0-2	1-0
HARMON, Korbin	3-8	11	1-1	1-2	1-2	0-3
DAVIS, Giovanni	4-5	9	2-1	0-2	1-2	1-0
MOTON, Wanya	4-4	8	-	DNP	2-3	2-1
DuBOSE, David	1-6	7	1-2	0-2	0-1	0-1
LANDERS, Jamari	3-2	5	3-0	0-1	0-1	DNP
EVANS, Carson	3-1	4	-	3-0	-	0-1
HOWARD, Xiere	1-2	3	DNP	1-1	0-1	-
DOTSON, Daylan	0-3	3	DNP	-	0-3	-
MOSS, AJ	2-1	3	-	1-0	1-1	-
DAVIS, Kenyonte	1-2	3	1-0	-	0-1	0-1
McNAIR, Traquan	0-2	2	0-1	-	0-1	-
DOWELL, Colton	0-2	2	0-2	-	-	-
WILLIAMS, Rodne	2-0	2	-	1-0	-	1-0
GUY, Vincent	1-1	2	DNP	1-1	DNP	DNP
ODOM, Marqwell	1-1	2	0-1	-	1-0	-
BOHANNA, Dazeri	1-0	1	DNP	1-0	-	DNP
LUCAS, Jack	0-1	1	DNP	0-1	-	-
BAKER, Oshae	1-0	1	DNP	-	DNP	1-0
WALLACE, Zak	0-1	1	0-1	-	-	-
COOLEY, Jermain	0-1	1	-	-	-	0-1
TEAM	1-0	1	-	-	1-0	-

## SEASON/CAREER STATISTICS

## SEASON

## CAREER

Rushing																			
	gp	att	gain	loss	net	avg	td	lg	avg/g		gp	att	gain	loss	net	avg	td	lg	avg/g
LOGAN, Peyton	4	53	255	7	248	4.7	1	34	62.0		35	229	1442	50	1392	6.1	7	79	39.8
WALLACE, Zak	4	17	40	19	21	1.2	0	10	5.2		8	27	69	20	49	1.8	0	10	6.1
YOUNG, Lamarqus	4	14	30	14	16	1.1	0	13	4.0		27	61	208	36	172	2.8	1	41	6.4
WINN, Dresser	4	8	38	22	16	2.0	1	27	4.0		18	131	467	282	185	1.4	5	44	10.3
ODOM, Marqwell	4	1	5	0	5	5.0	0	5	1.2		16	4	29	1	28	7.0	0	17	1.8
TEAM	4	2	0	2	-2	-1.0	0	0	-0.5										
HOWELL, Stewart	1	2	2	10	-8	-4.0	0	2	-8.0		1	2	2	10	-8	-4.0	0	2	-8.0
BACHUS, John	4	16	33	56	-23	-1.4	1	7	-5.8		19	114	416	303	113	1.0	4	48	5.9
Total	4	113	403	130	273	2.4	3	34	68.2										
Opponents	4	156	690	110	580	3.7	4	30	145.0										
Passing																			
	gp	effic	comp-att-int	pct	yds	td	lg	avg/g		gp	effic	comp-att-int	pct	yds	td	lg	avg/g		
BACHUS, John	4	119.56	80-141-3	56.7	851	7	44	212.8		19	132.93	286-502-12	57.0	3686	29	75	194.0		
WINN, Dresser	4	77.45	6-11-0	54.5	30	0	11	7.5		18	131.85	215-344-11	62.5	2434	17	69	135.2		
HOWELL, Stewart	1	127.50	3-4-0	75.0	25	0	12	25.0		1	127.50	3-4-0	75.0	25	0	12	25.0		
Total	4	116.80	89-156-3	57.1	906	7	44	226.5											
Opponents	4	142.53	63-122-1	51.6	951	10	83	237.8											
Receiving																			
	gp	no.	yds	avg	td	lg	avg/g			gp	no.	yds	avg	td	lg	avg/g			
DOWELL, Colton	4	24	242	10.1	1	36	60.5			27	72	1145	15.9	8	73	42.4			
WILLIAMS, Rodney	4	18	213	11.8	3	21	53.2			37	58	686	11.8	3	40	18.5			
LOGAN, Peyton	4	15	73	4.9	0	11	18.2			35	42	307	7.3	0	34	8.8			
WILLIAMS, Donnell	4	14	259	18.5	2	44	64.8			36	38	518	13.6	5	44	14.4			
ODOM, Marqwell	4	9	54	6.0	0	11	13.5			16	13	146	11.2	1	66	9.1			
YOUNG, Lamarqus	4	5	44	8.8	0	22	11.0			27	18	212	11.8	1	47	7.9			
HORTON, Jeremy	3	2	15	7.5	0	12	5.0			16	11	141	12.8	0	29	8.8			
GRIGLIONE, Richie	4	1	3	3.0	1	3	0.8			4	1	3	3.0	1	3	0.8			
WALLACE, Zak	4	1	3	3.0	0	3	0.8			8	3	39	13.0	0	21	4.9			
Total	4	89	906	10.2	7	44	226.5												
Opponents	4	63	951	15.1	10	83	237.8												
Total Offense																			
	g	plays	rush	pass	total	avg/g				g	plays	rush	pass	total	avg/g				
BACHUS, John	4	157	-23	851	828	207.0				19	616	113	3686	3799	199.9				
LOGAN, Peyton	4	53	248	0	248	62.0				35	229	1392	0	1392	39.8				
WINN, Dresser	4	19	16	30	46	11.5				18	475	185	2434	2619	145.5				
WALLACE, Zak	4	17	21	0	21	5.2				8	27	49	0	49	6.1				
HOWELL, Stewart	1	6	-8	25	17	17.0				1	6	-8	25	17	17.0				
YOUNG, Lamarqus	4	14	16	0	16	4.0				27	61	172	0	172	6.4				
ODOM, Marqwell	4	1	5	0	5	1.2				16	4	28	0	28	1.8				
TEAM	4	2	-2	0	-2	-0.5													
Total	4	269	273	906	1179	294.8													
Opponents	4	278	580	951	1531	382.8													
Scoring																			
	td	fg	PAT				dxp	saf	pts		td	fg	PAT				dxp	saf	pts
			kick	rush	rcv	pass							kick	rush	rcv	pass			
LARCO, Tyler	-	6-7	11-11	-	-	-	-	-	29		-	6-7	11-11	-	-	-	-	-	29
WILLIAMS, Rodney	3	-	-	-	-	-	-	-	18		3	-	-	-	-	-	-	-	18
WILLIAMS, Donnell	2	-	-	-	-	-	-	-	12		5	-	-	-	-	-	-	-	30
GRIGLIONE, Richie	1	-	-	-	-	-	-	-	6		1	-	-	-	-	-	-	-	6
FORD, John	1	-	-	-	-	-	-	-	6		1	-	-	-	-	-	-	-	6
LOGAN, Peyton	1	-	-	-	-	-	-	-	6		9	-	-	-	-	-	-	-	54
BACHUS, John	1	-	-	-	-	-	-	-	6		4	-	-	1-1	-	0-1	-	-	26
DOWELL, Colton	1	-	-	-	-	-	-	-	6		8	-	-	-	-	-	-	-	48
WINN, Dresser	1	-	-	-	-	-	-	-	6		5	-	-	-	-	-	-	-	30
Total	11	6-7	11-11	-	-	-	-	-	95										
Opponents	14	1-5	11-13	-	-	0-1	-	1	100										
Punt Returns																			
	no.	yds	avg	td	lg					no.	yds	avg	td	lg					
ODOM, Marqwell	1	2	2.0	0	2					1	2	2.0	0	2					
Total	1	2	2.0	0	2														

# SEASON/CAREER STATISTICS

## SEASON

## CAREER

Kick Returns	no.	yds	avg	td	lg	no.	yds	avg	td	lg
LOGAN, Peyton	2	22	11.0	0	20	39	1005	25.8	2	95
BUTLER, Kevin	2	36	18.0	0	22	2	36	18.0	0	22
YOUNG, Lamarcus	2	41	20.5	0	26	2	41	20.5	0	26
HUNTER, Chris	1	5	5.0	0	5	1	5	5.0	0	5
DOWELL, Colton	1	0	0.0	0	0	1	0	0.0	0	0
Total	8	104	13.0	0	26					
Opponents	9	169	18.8	0	53					

Interceptions	no.	yds	avg	td	lg	no.	yds	avg	td	lg
FORD, John	1	50	50.0	1	50	1	50	50.0	1	50
Total	1	50	50.0	1	50					
Opponents	3	7	2.3	0	7					

Fumble Returns	no.	yds	avg	td	lg	no.	yds	avg	td	lg
Total	0	0	0.0	0	0					
Opponents	0	0	0.0	0	0					

All Purpose	g	rush	rcv	pr	kr	ir	total	avg/g	g	rush	rcv	pr	kr	ir	total	avg/g
LOGAN, Peyton	4	248	73	0	22	0	343	85.8	35	1392	307	5	1005	0	2709	77.4
WILLIAMS, Donn	4	0	259	0	0	0	259	64.8	36	0	518	0	0	0	518	14.4
DOWELL, Colton	4	0	242	0	0	0	242	60.5	27	3	1145	0	0	0	1148	42.5
WILLIAMS, Rodn	4	0	213	0	0	0	213	53.2	37	0	686	0	41	0	727	19.6
YOUNG, Lamarc	4	16	44	0	41	0	101	25.2	27	172	212	0	41	0	425	15.7
ODOM, Marqwell	4	5	54	2	0	0	61	15.2	16	28	146	2	34	0	210	13.1
FORD, John	4	0	0	0	0	50	50	12.5	13	0	0	0	0	50	50	3.8
BUTLER, Kevin	4	0	0	0	36	0	36	9.0	11	0	51	0	36	0	87	7.9
WALLACE, Zak	4	21	3	0	0	0	24	6.0	8	49	39	0	0	0	88	11.0
WINN, Dresser	4	16	0	0	0	0	16	4.0	18	185	0	0	0	0	185	10.3
HORTON, Jerem	3	0	15	0	0	0	15	5.0	16	0	141	0	0	0	141	8.8
HUNTER, Chris	4	0	0	0	5	0	5	1.2	4	0	0	0	5	0	5	1.2
GRIGLIONE, Ric	4	0	3	0	0	0	3	0.8	4	0	3	0	0	0	3	0.8
TEAM	4	-2	0	0	0	0	-2	-0.5								
HOWELL, Stewa	1	-8	0	0	0	0	-8	-8.0	1	-8	0	0	0	0	-8	-8.0
BACHUS, John	4	-23	0	0	0	0	-23	-5.8	19	113	0	0	0	0	113	5.9
Total	4	273	906	2	104	50	1335	333.8								
Opponents	4	580	951	38	169	7	1745	436.2								

Field Goals	att	good	long	blkd	att	good	long	blkd
LARCO, Tyler	7	6	46	0	7	6	46	0
Total	7	6	46	0				
Opponents	5	1	25	1				

Punting	no.	yds	avg	lg	blk	no.	yds	avg	lg	blk
WINN, Dresser	22	904	41.1	67	0	22	904	41.1	67	0
TEAM	1	0	0.0	0	1					
Total	23	904	39.3	67	1					
Opponents	20	760	38.0	64	0					

Kickoffs	no.	yds	avg	tb	ob	no.	yds	avg	tb	ob
LARCO, Tyler	19	848	44.6	1	1	19	848	44.6	1	1
CLARK, Ryan	1	40	40.0	0	0	9	440	48.9	0	0
WINN, Dresser	1	57	57.0	0	0	1	57	57.0	0	0
Total	21	945	45.0	1	1					
Opponents	18	857	47.6	2	0					



## SEASON/CAREER STATISTICS

## SEASON

## CAREER

##	Defensive Leaders	gp	ua	a	total	tfl	sack	int	pbu	fr	ff	blk	gp	ua	a	total	tfl	sack	int	pbu	fr	ff	blk
30	SIMS, Deven	4	17	19	36	4.0	1.0	.	4	.	.	.	22	35	42	77	5.0	1.0	.	11	.	1	.
1D	FORD, John	4	14	14	28	0.5	.	1	1	.	.	.	13	23	19	42	4.0	1.0	1	1	.	.	.
17	AKINS, JaQuez	4	13	8	21	2.5	.	.	3	1	1	.	16	66	47	113	8.0	.	1	9	3	3	.
95	BOWDRY, Kameron	4	5	12	17	3.0	2.0	.	.	.	.	1	20	7	41	48	6.0	3.5	.	.	.	2	1
7	JACKSON, Chrishun	4	8	9	17	1.0	.	.	2	.	.	.	4	8	9	17	1.0	.	.	2	.	.	.
4	WOODS, Jay	4	12	4	16	0.0	.	.	6	1	.	.	4	12	4	16	0.0	.	.	6	1	.	.
3D	YOUNG, Takeem	4	10	6	16	3.5	.	.	4	.	.	.	26	33	48	81	3.5	.	2	12	1	.	.
32	HUNTER, Chris	4	6	7	13	3.5	1.5	.	.	.	.	.	4	6	7	13	3.5	1.5	.	.	.	.	.
31	STEPHENS, D'Carrious	4	9	3	12	2.0	.	.	1	.	.	.	20	20	16	36	5.0	1.0	3	4	.	1	.
35	SHIPP, Tevin	4	5	7	12	1.0	.	.	.	.	.	.	5	5	7	12	1.0	.	.	.	.	.	.
47	PICKETT, Austin	3	4	8	12	1.5	.	.	.	.	.	.	29	29	57	86	14.0	6.5	.	.	.	1	.
8	HARMON, Korbin	4	3	8	11	1.5	0.5	.	1	.	.	1	24	15	27	42	9.0	2.5	.	2	.	1	4
91	DAVIS, Giovanni	4	4	5	9	3.5	1.0	.	.	.	.	.	4	4	5	9	3.5	1.0	.	.	.	.	.
22	MOTON, Wanya	3	4	4	8	0.5	.	.	1	.	.	.	22	43	49	92	4.5	.	3	7	.	1	.
45	DuBOSE, David	4	1	6	7	1.0	.	.	.	.	.	.	9	2	7	9	1.0	.	.	.	.	.	.
24	LANDERS, Jamarius	3	3	2	5	1.5	.	.	.	.	.	.	15	11	11	22	5.5	2.0	.	2	.	.	.
12	EVANS, Carson	4	3	1	4	0.0	.	.	1	.	.	.	4	3	1	4	0.0	.	.	1	.	.	.
92	DOTSON, Daylan	3	.	3	3	0.5	.	.	.	.	.	1	3	.	3	3	0.5	.	.	.	.	.	1
6	MOSS, AJ	4	2	1	3	0.0	.	.	.	.	.	.	4	2	1	3	0.0	.	.	.	.	.	.
39	HOWARD, Xiere	3	1	2	3	0.0	.	.	.	.	.	.	3	1	2	3	0.0	.	.	.	.	.	.
99	DAVIS, Kenyonte	4	1	2	3	0.0	.	.	.	.	.	.	16	3	9	12	1.5	1.0	.	.	.	.	.
98	McNAIR, Traquan	4	.	2	2	0.0	.	.	.	.	.	.	5	.	2	2	0.0	.	.	.	.	.	.
13	ODOM, Marqwell	4	1	1	2	0.0	.	.	.	.	.	.	16	4	3	7	0.0	.	.	.	.	.	.
15	DOWELL, Colton	4	.	2	2	0.0	.	.	.	.	.	.	27	1	4	5	0.0	.	.	.	.	.	.
28	GUY, Vincent	1	1	1	2	0.0	.	.	.	.	.	.	1	1	1	2	0.0	.	.	.	.	.	.
2	WILLIAMS, Rodney	4	2	.	2	0.0	.	.	.	.	.	.	37	3	.	3	1.0	.	.	.	.	.	.
9	BAKER, Oshae	2	1	.	1	0.0	.	.	.	.	.	.	2	1	.	1	0.0	.	.	.	.	.	.
TM	TEAM	4	1	.	1	0.0	.	.	.	.	1	.	.	.	.	.	.	.	.	.	.	.	.
19	LUCAS, Jack	3	.	1	1	0.0	.	.	.	.	.	.	3	.	1	1	0.0	.	.	.	.	.	.
21	WALLACE, Zak	4	.	1	1	0.0	.	.	.	.	.	.	8	.	1	1	0.0	.	.	.	.	.	.
38	COOLEY, Jermain	4	.	1	1	0.0	.	.	.	.	.	.	9	1	2	3	0.0	.	.	.	.	.	.
26	BOHANNA, Dazerius	2	1	.	1	0.0	.	.	.	.	.	.	2	1	.	1	0.0	.	.	.	.	.	.
	Total	4	132	140	272	31	7	1	24	2	2	3											
	Opponents	4	111	148	259	27	8	3	10	4	6	1											

# TEAM GAME-BY-GAME STATISTICS

## TEAM STATISTICS

Date	Opponent	Rushing				Receiving				Passing				Kick Returns				Punt Returns				tot off	
		no.	yds	td	lg	no.	yds	td	lg	cmp	att	int	yds	td	lg	no.	yds	td	lg	no.	yds		td
Feb 28	at Murray St.	30	110	1	34	15	100	0	15	15-31-2	100	0	15	2	2	0	2	0	0	0	0	0	210
Mar 07	EASTERN ILLINOIS	27	57	0	13	26	269	3	25	26-38-1	269	3	25	1	5	0	5	1	2	0	2	326	
Mar 14	JACKSONVILLE STATE	20	29	1	10	24	252	1	29	24-43-0	252	1	29	3	51	0	22	0	0	0	0	281	
Mar 21	at Austin Peay	36	77	1	20	24	285	3	44	24-44-0	285	3	44	2	46	0	26	0	0	0	0	362	
UT Martin		113	273	3	34	89	906	7	44	89-156-3	906	7	44	8	104	0	26	1	2	0	2	1179	
		156	580	4	30	63	951	10	83	63-122-1	951	10	83	9	169	0	53	5	38	0	19	1531	

Games: 4 • Avg/rush: 2.4 • Avg/catch: 10.2 • Pass effic: 116.80 • KR avg: 13.0 • PR avg: 2.0 • All purpose avg/game: 333.8 • Total offense avg/gm: 294.8

Date	Opponent	Tackles				Sacks no-yds	Fumble		Pass Defense			blkd kick	PAT Attempts			off		
		ua	a	total	tfl-yds		ff	fr-yds	int-yds	qbh	brup		kick	rush	rcv	saf	t/o	pts
Feb 28	at Murray St.	39	24	63	7.0-24	1.0-5	1	1-0	0-0	3	3	1	1-1	0	0	0	7	10
Mar 07	EASTERN ILLINOIS	34	38	72	12.0-37	1.0-7	0	0-0	1-50	9	8	0	4-4	0	0	0	7	28
Mar 14	JACKSONVILLE STATE	32	56	88	8.0-22	2.0-11	1	1-0	0-0	0	5	1	2-2	0	0	0	3	20
Mar 21	at Austin Peay	26	24	50	4.0-19	3.0-16	0	0-0	0-0	2	8	0	4-4	0	0	0	0	37
UT Martin		131	142	273	31.0-102	6.0-39	2	2-0	1-50	14	24	2	11-11	0	0	0	17	95
		111	148	259	27.0-118	8.0-83	6	4-0	3-7	28	10	1	11-13	0	0	1	14	100

Date	Opponent	Punting					Field Goals					Kickoffs				
		no.	yds	avg	long	blkd	md-att	long	blkd	no.	yds	avg	tb	ob		
Feb 28	at Murray St.	7	299	42.7	58	0	1-1	34	0	3	124	41.3	1	0		
Mar 07	EASTERN ILLINOIS	4	116	29.0	44	1	0-0	0	0	6	297	49.5	0	0		
Mar 14	JACKSONVILLE STATE	5	188	37.6	48	0	2-3	21	0	5	257	51.4	0	1		
Mar 21	at Austin Peay	7	301	43.0	67	0	3-3	46	0	7	267	38.1	0	0		
UT Martin		23	904	39.3	67	1	6-7	46	0	21	945	45.0	1	1		
		20	760	38.0	64	0	1-5	25	1	18	857	47.6	2	0		

## OPP. GAME-BY-GAME STATISTICS

## OPPONENT STATISTICS

Date	Opponent	Rushing				Receiving				Passing				Kick Returns				Punt Returns				tot off
		no.	yds	td	lg	no.	yds	td	lg	cmp	att	int	yds	td	lg	no.	yds	td	lg	no.	yds	
Feb 28	at Murray St.	45	176	1	26	10	152	1	83	10-22-0	152	1	83	1	10	0	10	2	-2	0	0	328
Mar 07	EASTERN ILLINOIS	25	59	0	18	26	279	2	45	26-49-1	279	2	45	4	108	0	53	1	23	0	0	338
Mar 14	JACKSONVILLE STATE	53	212	2	19	11	215	3	67	11-20-0	215	3	67	4	51	0	36	1	-2	0	0	427
Mar 21	at Austin Peay	33	133	1	30	16	305	4	51	16-31-0	305	4	51	0	0	0	0	1	19	0	19	438
Opponents		156	580	4	30	63	951	10	83	63-122-1	951	10	83	9	169	0	53	5	38	0	19	1531
		113	273	3	34	89	906	7	44	89-156-3	906	7	44	8	104	0	26	1	2	0	2	1179

Games: 4 • Avg/rush: 3.7 • Avg/catch: 15.1 • Pass effic: 142.53 • KR avg: 18.8 • PR avg: 7.6 • All purpose avg/game: 436.2 • Total offense avg/gm: 382.8

Date	Opponent	Tackles				Sacks no-yds	Fumble		Pass Defense			blkd kick	PAT Attempts			off		
		ua	a	total	tfl-yds		ff	fr-yds	int-yds	qbh	brup		kick	rush	rcv	saf	t/o	pts
Feb 28	at Murray St.	35	12	47	5.0-41	3.0-38	2	1-0	2-7	6	1	0	2-2	0	0	0	7	14
Mar 07	EASTERN ILLINOIS	22	48	70	8.0-11	0.0-0	2	1-0	1-0	5	3	1	1-1	0	0	1	0	15
Mar 14	JACKSONVILLE STATE	21	42	63	5.0-26	1.0-14	2	2-0	0-0	9	2	0	4-5	0	0	0	7	37
Mar 21	at Austin Peay	33	46	79	9.0-40	4.0-31	0	0-0	0-0	8	4	0	4-5	0	0	0	0	34
Opponents		111	148	259	27.0-118	8.0-83	6	4-0	3-7	28	10	1	11-13	0	0	1	14	100
		131	142	273	31.0-102	6.0-39	2	2-0	1-50	14	24	2	11-11	0	0	0	17	95

Date	Opponent	Punting					Field Goals					Kickoffs				
		no.	yds	avg	long	blkd	md-att	long	blkd	no.	yds	avg	tb	ob		
Feb 28	at Murray St.	7	271	38.7	64	0	0-2	0	1	3	127	42.3	1	0		
Mar 07	EASTERN ILLINOIS	3	129	43.0	53	0	0-1	0	0	3	118	39.3	0	0		
Mar 14	JACKSONVILLE STATE	4	168	42.0	44	0	1-2	25	0	6	300	50.0	0	0		
Mar 21	at Austin Peay	6	192	32.0	42	0	0-0	0	0	6	312	52.0	1	0		
Opponents		20	760	38.0	64	0	1-5	25	1	18	857	47.6	2	0		
		23	904	39.3	67	1	6-7	46	0	21	945	45.0	1	1		



# REDZONE STATISTICS

## UT Martin Inside Opponent Red-Zone

Date	Opponent	Score	Times		Total	Rush	Pass	FGs	Failed to score inside RZ						
			In RZ	Scored		TDs	TDs	TDs	Made	FGA	Down	Int	Fumb	Half	Game
Feb 28, 2021	at Murray St.	L 10-14	3	2	10	1	1	0	1	0	1	0	0	0	0
Mar 07, 2021	EASTERN ILLINOIS	W 28-15	3	2	14	2	0	2	0	0	0	1	0	0	0
Mar 14, 2021	JACKSONVILLE STATE	L 20-37	5	4	20	2	1	1	2	1	0	0	0	0	0
Mar 21, 2021	at Austin Peay	W 37-34	5	5	31	4	1	3	1	0	0	0	0	0	0
Totals			16	13	75	9	3	6	4	1	1	1	0	0	0
13 of 16 (81.2%)															

## Opponents Inside UT Martin Red-Zone

Date	Opponent	Score	Times		Total	Rush	Pass	FGs	Failed to score inside RZ						
			In RZ	Scored		TDs	TDs	TDs	Made	FGA	Down	Int	Fumb	Half	Game
Feb 28, 2021	at Murray St.	L 10-14	2	1	7	1	1	0	0	1	0	0	0	0	0
Mar 07, 2021	EASTERN ILLINOIS	W 28-15	2	1	7	1	0	1	0	0	1	0	0	0	0
Mar 14, 2021	JACKSONVILLE STATE	L 20-37	6	5	31	4	2	2	1	1	0	0	0	0	0
Mar 21, 2021	at Austin Peay	W 37-34	2	2	14	2	1	1	0	0	0	0	0	0	0
Totals			12	9	59	8	4	4	1	2	1	0	0	0	0
9 of 12 (75.0%)															

# QUARTER STATISTICS

## 3rd-Down Conversions

Date	Opponent	Score	Overall	1st Qtr	2nd Qtr	3rd Qtr	4th Qtr	Overtime
Feb 28, 2021	at Murray St.	L 10-14	3-13 23.1	0-3 0.0	3-5 60.0	0-3 0.0	0-2 0.0	
Mar 07, 2021	EASTERN ILLINOIS	W 28-15	8-15 53.3	2-4 50.0	2-2 100.0	3-5 60.0	1-4 25.0	
Mar 14, 2021	JACKSONVILLE STATE	L 20-37	3-12 25.0	0-3 0.0	0-4 0.0	2-4 50.0	1-1 100.0	
Mar 21, 2021	at Austin Peay	W 37-34	8-20 40.0	1-3 33.3	1-6 16.7	2-5 40.0	4-6 66.7	
	UT Martin		22-60 36.7	3-13 23.1	6-17 35.3	7-17 41.2	6-13 46.2	0-0 0.0
	Opponents		22-61 36.1	5-14 35.7	8-16 50.0	6-17 35.3	3-14 21.4	0-0 0.0

## 4th-Down Conversions

Date	Opponent	Score	Overall	1st Qtr	2nd Qtr	3rd Qtr	4th Qtr	Overtime
Feb 28, 2021	at Murray St.	L 10-14	1-2 50.0	1-2 50.0	0-0 0.0	0-0 0.0	0-0 0.0	
Mar 07, 2021	EASTERN ILLINOIS	W 28-15	0-1 0.0	0-0 0.0	0-0 0.0	0-0 0.0	0-1 0.0	
Mar 14, 2021	JACKSONVILLE STATE	L 20-37	0-0 0.0	0-0 0.0	0-0 0.0	0-0 0.0	0-0 0.0	
Mar 21, 2021	at Austin Peay	W 37-34	2-2 100.0	0-0 0.0	2-2 100.0	0-0 0.0	0-0 0.0	
	UT Martin		3-5 60.0	1-2 50.0	2-2 100.0	0-0 0.0	0-1 0.0	0-0 0.0
	Opponents		3-11 27.3	0-4 0.0	2-2 100.0	0-1 0.0	1-4 25.0	0-0 0.0

## Time of Possession

Date	Opponent	Score	Overall	1st Qtr	2nd Qtr	3rd Qtr	4th Qtr	Overtime
Feb 28, 2021	at Murray St.	L 10-14	26:48	6:47	8:23	5:00	6:38	
Mar 07, 2021	EASTERN ILLINOIS	W 28-15	29:28	6:01	5:59	9:42	7:46	
Mar 14, 2021	JACKSONVILLE STATE	L 20-37	25:44	9:42	5:14	7:47	3:01	
Mar 21, 2021	at Austin Peay	W 37-34	37:46	8:15	9:30	9:58	10:03	
	UT Martin	Total	119:46	30:45	29:06	32:27	27:28	0:00
		Avg.	29:56	7:41	7:16	8:06	6:52	0:00
	Opponents	Total	120:14	29:15	30:54	27:33	32:32	0:00
		Avg.	30:03	7:18	7:43	6:53	8:08	0:00

# LONGEST PLAYS

## 25-YARD PLUS PLAYS

Yds	Type	Player(s)	Opponent
50*	INT	FORD, John	Eastern Illinois
44	Pass	WILLIAMS, Donnell from BACHUS, John	Austin Peay
36	Pass	DOWELL, Colton from BACHUS, John	Austin Peay
34	Rush	LOGAN, Peyton	Murray St.
29	Pass	WILLIAMS, Donnell from BACHUS, John	Jacksonville State
27	Rush	WINN, Dresser	Murray St.
26	KR	YOUNG, Lamarcus	Austin Peay
25	Pass	WILLIAMS, Donnell from BACHUS, John	Austin Peay
25	Pass	WILLIAMS, Donnell from BACHUS, John	Eastern Illinois

\* touchdown scored on play

## LONG PLAYS BY THE NUMBERS

Long Plays By Yards	No.	TD
100+	0	0
90-99	0	0
80-89	0	0
70-79	0	0
60-69	0	0
50-59	1	1
40-49	1	0
30-39	2	0
20-29	11	1

Long Plays By Type	No.	TD
Rushing	3	0
Passing	8	1
Punt returns	0	0
Kick returns	3	0
Interceptions	1	1
Fumble returns	0	0
Other	0	0
TOTAL	15	2

## 25-YARD PLUS BY PLAYER

Player	No.	TD	R	P	KR	PR	IR	FR
WILLIAMS, Donnell	5	0	0	5	0	0	0	0
LOGAN, Peyton	3	0	2	0	1	0	0	0
YOUNG, Lamarcus	2	0	0	1	1	0	0	0
WILLIAMS, Rodney	1	1	0	1	0	0	0	0
FORD, John	1	1	0	0	0	0	1	0
BUTLER, Kevin	1	0	0	0	1	0	0	0
DOWELL, Colton	1	0	0	1	0	0	0	0
WINN, Dresser	1	0	1	0	0	0	0	0
TOTAL	15	2	3	8	3	0	1	0

## LONGEST PLAYS OF THE YEAR

Rushing  
**34** LOGAN, Peyton vs Murray St. (2/28/2021)  
 Rushing Touchdown  
**6** LOGAN, Peyton vs Austin Peay (3/21/2021)  
 Passing  
**44** WILLIAMS, Donnell from BACHUS, John vs Austin Peay (3/21/2021)  
 Passing Touchdown  
**21** WILLIAMS, Rodney from BACHUS, John vs Eastern Illinois (3/7/2021)  
 Punt Return  
**2** ODOM, Marqwell vs Eastern Illinois (3/7/2021)  
 Kick Return  
**26** YOUNG, Lamarcus vs Austin Peay (3/21/2021)  
 Interception Return  
**50** FORD, John vs Eastern Illinois (3/7/2021)  
 Fumble Return  
 None  
 Punt  
**67** WINN, Dresser vs Austin Peay (3/21/2021)  
 Field Goal  
**46** LARCO, Tyler vs Austin Peay (3/21/2021)





# GAME-BY-GAME RECAPS

## Game 3: UT Martin vs. #10 Jacksonville State

Graham Stadium • Martin, Tenn.

Sunday, March 14 • 1 p.m.





# 20 - 37

UT MARTIN (1-2, 1-2 OVC)  
**SKYHAWKS**

VS

JACKSONVILLE STATE (6-1, 3-0 OVC)  
**#10 GAMECOCKS**

**FINAL**

UTM	1Q	2Q	3Q	4Q	TOTAL
UTM	10	0	3	7	20
JSU	0	20	7	10	37

### JACKSONVILLE STATE AT A GLANCE

UT Martin scored the first 10 points of the contest before allowing No. 10 Jacksonville State to score 27 unanswered points and pull away late for a 37-20 victory. The Skyhawks tallied just 29 rushing yards, recording the second straight game with less than 100-rushing yards. Senior receiving Donnell Williams tallied his first 100-yard receiving performance with seven catches for 108 yards. Freshman Tyler Larco booted a pair of 21-yard field goals.

	JSU	UTM
Score	37	20
FIRST DOWNS	23	20
RUSHES-YARDS (NET)	53-212	20-29
PASSING YDS (NET)	215	252
Passes Att-Comp-Int	20-11-0	43-24-0
TOTAL OFFENSE PLAYS-YARDS	73-427	63-281
Fumble Returns-Yards	0-0	0-0
Punt Returns-Yards	1-2	0-0
Kickoff Returns-Yards	4-51	3-51
Interception Returns-Yards	0-0	0-0
Punts (Number-Avg)	4-42.0	5-37.6
Fumbles-Lost	1-1	2-2
Penalties-Yards	12-129	8-95
Possession Time	34:16	25:44
Third-Down Conversions	7 of 14	3 of 12
Fourth-Down Conversions	0 of 0	0 of 0
Red-Zone Scores-Chances	5-6	4-5

#### Jacksonville State

Rushing	No.	Gain	Loss	Net	TD	Lg	Avg
JACKSON, Pat	18	96	9	87	0	17	4.8
WEST, Uriah	14	71	0	71	1	19	5.1
SAMUEL, Josh	9	37	0	37	1	10	4.1
PETTWAY, Mike	1	7	0	7	0	7	7.0

Passing	C-A-I	Yds	TD	Long	Sack
WEBB, Zion	11-20-0	215	3	67	2

Receiving	No.	Yards	TD	Long
RUSSELL, Dave	5	107	1	67
EDWARDS, Ahmad	1	39	1	39
MONTGOMERY, Isai	1	30	0	30
PETTWAY, Mike	1	14	1	14

Punting	No.	Yds	Avg	Long	In20	TB
DAWSON, Jack	4	168	42.0	44	2	0

Punt Returns	No.	Yards	TD	Long
CHARLESTON, Quan	1	-2	0	0

Kick Returns	No.	Yards	TD	Long
COLEMAN, DJ	2	0	0	0
WEST, Uriah	1	15	0	15

Tackles	UA-A	Total	Sacks	TFL
HARRIS, Jeremiah	2-7	9	0.0	0.5
CLARK, Marshall	1-8	9	0.0	0.5
JOINER, Darius	3-5	8	0.0	0.0
BENTON, Markail	2-3	5	0.0	0.5

#### UT Martin

Rushing	No.	Gain	Loss	Net	TD	Lg	Avg
LOGAN, Peyton	8	34	0	34	0	10	4.2
WALLACE, Zak	6	18	7	11	0	10	1.8
YOUNG, Lamaricus	3	0	5	-5	0	0	-1.7
BACHUS, John	3	3	14	-11	1	2	-3.7

Passing	C-A-I	Yds	TD	Long	Sack
BACHUS, John	24-43-0	252	1	29	1

Receiving	No.	Yards	TD	Long
WILLIAMS, Donnell	7	108	0	29
DOWELL, Colton	5	59	1	15
WILLIAMS, Rodney	4	42	0	18
LOGAN, Peyton	3	15	0	11

Punting	No.	Yds	Avg	Long	In20	TB
WINN, Dresser	5	188	37.6	48	0	0

Punt Returns	No.	Yards	TD	Long
WINN, Dresser	0	0	0	0

Kick Returns	No.	Yards	TD	Long
BUTLER, Kevin	2	36	0	22
YOUNG, Lamaricus	1	15	0	15

Tackles	UA-A	Total	Sacks	TFL
SIMS, Deven	4-8	12	1.0	1.5
FORD, John	7-1	8	0.0	0.0
AKINS, JaQuez	3-4	7	0.0	0.0
YOUNG, Takeem	3-3	6	0.0	1.5

Qtr	Time	Scoring Play	V-H
1st	12:23	UTM - LARCO, Tyler 21 yd field goal, 5-23 1:58	0 - 3
	02:52	UTM - BACHUS, John 1 yd run (LARCO, Tyler kick), 12-95 6:17	0 - 10
2nd	10:53	JSU - SAMUEL, Josh 4 yd run (KARAJIC, Alen kick), 2-7 0:31	7 - 10
	03:48	JSU - RUSSELL, Dave 6 yd pass from WEBB, Zion (KARAJIC, Alen kick), 11-60 5:11	14 - 10
	01:34	JSU - EDWARDS, Ahmad 39 yd pass from WEBB, Zion (KARAJIC, Alen kick blocked), 3-63 0:21	20 - 10
3rd	06:31	JSU - PETTWAY, Mike 14 yd pass from WEBB, Zion (KARAJIC, Alen kick), 9-79 3:36	27 - 10
	02:50	UTM - LARCO, Tyler 21 yd field goal, 10-76 3:35	27 - 13
	12:31	JSU - KARAJIC, Alen 25 yd field goal, 11-62 5:14	30 - 13
	09:30	UTM - DOWELL, Colton 15 yd pass from BACHUS, John (LARCO, Tyler kick), 9-75 3:01	30 - 20
	02:18	JSU - WEST, Uriah 5 yd run (KARAJIC, Alen kick), 12-65 7:19	37 - 20

## Game 4: UT Martin at Austin Peay

Fortera Stadium • Clarksville, Tenn.

Sunday, March 21 • 2 p.m.





# 37 - 34

UT MARTIN (2-2, 2-2 OVC)  
**SKYHAWKS**

VS

AUSTIN PEAY (2-5, 2-2 OVC)  
**GOVERNORS**

**FINAL**

UTM	1Q	2Q	3Q	4Q	TOTAL
UTM	7	13	7	10	37
APSU	7	13	14	0	34

### AUSTIN PEAY AT A GLANCE

The Skyhawks picked up their first win in Clarksville since 2015 on the steady leg of Tyler Larco who was perfect on the afternoon, booting three field goals from 30, 41 and most importantly 46 yards and time expired to lift UT Martin to a 37-34 victory over Austin Peay. The game was tied or the lead changed hands 11 times in the contest with Peyton Logan tallying his first touchdown of the season while John Bachus III contacted with three passing touchdowns to Rodney Williams II, Donnell Williams and Richie Griglion III.

	UTM	GOVERNOR
Score	37	34
FIRST DOWNS	22	20
RUSHES-YARDS (NET)	36-77	33-133
PASSING YDS (NET)	285	305
Passes Att-Comp-Int	44-24-0	31-16-0
TOTAL OFFENSE PLAYS-YARDS	80-362	64-438
Fumble Returns-Yards	0-0	0-0
Punt Returns-Yards	0-0	1-19
Kickoff Returns-Yards	2-46	0-0
Interception Returns-Yards	0-0	0-0
Punts (Number-Avg)	7-43.0	6-32.0
Fumbles-Lost	0-0	0-0
Penalties-Yards	5-25	6-55
Possession Time	37:46	22:14
Third-Down Conversions	8 of 20	5 of 13
Fourth-Down Conversions	2 of 2	0 of 2
Red-Zone Scores-Chances	5-5	2-2

#### UT Martin

Rushing	No.	Gain	Loss	Net	TD	Lg	Avg
LOGAN, Peyton	17	83	1	82	1	20	4.8
WALLACE, Zak	4	10	0	10	0	4	2.5
YOUNG, Lamaricus	8	12	7	5	0	4	0.6
WINN, Dresser	3	9	10	-1	0	7	-0.3

Passing	C-A-I	Yds	TD	Long	Sack
BACHUS, John	19-36-0	259	3	44	2
HOWELL, Stewart	3-4-0	25	0	12	1

Receiving	No.	Yards	TD	Long
DOWELL, Colton	6	77	0	36
ODOM, Marquell	6	34	0	11
WILLIAMS, Rodney	5	76	1	19
WILLIAMS, Donnell	3	85	1	44

Punting	No.	Yds	Avg	Long	In20	TB
WINN, Dresser	7	301	43.0	67	2	0

Punt Returns	No.	Yards	TD	Long
WINN, Dresser	0	0	0	0

Kick Returns	No.	Yards	TD	Long
YOUNG, Lamaricus	1	26	0	26
LOGAN, Peyton	1	20	0	20

Tackles	UA-A	Total	Sacks	TFL
SIMS, Deven	5-3	8	0.0	1.0
FORD, John	2-6	8	0.0	0.5

#### Austin Peay

Rushing	No.	Gain	Loss	Net	TD	Lg	Avg
Tanner, Ahmad	14	106	1	105	1	30	7.5
Evans, CJ	9	32	2	30	0	8	3.3
Harley, Baniko	1	0	0	0	0	0	0.0
Ellis, Draylen	9	30	32	-2	0	15	-0.2

Passing	C-A-I	Yds	TD	Long	Sack
Ellis, Draylen	16-31-0	305	4	51	3

Receiving	No.	Yards	TD	Long
Wilson, Deangelo	4	107	1	45
Minter, Eugene	4	97	2	51
Harley, Baniko	4	34	0	15
Evans, CJ	3	54	0	32

Punting	No.	Yds	Avg	Long	In20	TB
Rigney, Matthew	6	192	32.0	42	0	0

Punt Returns	No.	Yards	TD	Long
Harley, Baniko	1	19	0	19

Kick Returns	No.	Yards	TD	Long
Harley, Baniko	0	0	0	0

Tackles	UA-A	Total	Sacks	TFL
Henderson, Troy	4-5	9	0.0	0.0
Gayle, Matthew	3-6	9	2.0	2.0

Qtr	Time	Scoring Play	V-H
1st	02:04	UTM - LOGAN, Peyton 6 yd run (LARCO, Tyler kick), 6-62 3:21	7 - 0
	00:22	GOVERNOR - Minter, Eugene 51 yd pass from Ellis, Draylen (Deeds, Cole kick), 5-74 1:42	7 - 7
2nd	13:13	GOVERNOR - Parker, Jay 13 yd pass from Ellis, Draylen (Deeds, Cole kick), 6-58 1:32	7 - 14
	09:05	UTM - WILLIAMS, Donnell 16 yd pass from BACHUS, John (LARCO, Tyler kick), 10-75 4:08	14 - 14
	05:32	UTM - LARCO, Tyler 30 yd field goal, 5-45 2:19	17 - 14
	03:03	GOVERNOR - Minter, Eugene 27 yd pass from Ellis, Draylen (Deeds, Cole kick blocked), 7-72 2:29	17 - 20
	00:15	UTM - LARCO, Tyler 41 yd field goal, 11-51 2:48	20 - 20
3rd	13:51	GOVERNOR - Tanner, Ahmad 12 yd run (Deeds, Cole kick), 5-66 1:09	20 - 27
	06:50	UTM - WILLIAMS, Rodney 19 yd pass from BACHUS, John (LARCO, Tyler kick), 9-61 4:22	27 - 27
	06:18	GOVERNOR - Wilson, Deangelo 45 yd pass from Ellis, Draylen (Deeds, Cole kick), 2-75 0:32	27 - 34
	07:12	UTM - GRIGLIONE, Richie 3 yd pass from BACHUS, John (LARCO, Tyler kick), 7-49 2:25	34 - 34
	00:00	UTM - LARCO, Tyler 46 yd field goal, 11-41 5:55	37 - 34